


# WASHINGTON APPLE PI



Washington Apple Pi Journal Volume 28, Number 2

President's Corner – 4

Pi Online Store - 5

The Best of the TCS - 7

Phishy E-Mail - 8

One Man's View of MacWorld 2006 - 10

Geek Cruising: MacMania/PhotoShop -12

Epson P-4000 Multimedia Viewer - 16

Google Earth for Mac - 19

Mac and Cell Phone as Data Modem - 20

Modeling with Shade 8 - 25

### ***Upcoming Events***

March 25 - MugCenter Podcasts – IFC

February 25 – Shareware, Freeware,  
Donationware – 3


Washington Apple Pi Mini Meetings – 3

**OUTSTANDING DISCUSSION**

<http://tcs.wap.org>

**BEST OF TCS**

7



**March**

# Washington Apple Pi General Meeting


with

**Chuck Joiner**

Host of MUGCenter.com, MacVoices, and MacNotables

## "Podcasting in Action"

What it takes to make a Podcast, include a live recording of a MacVoices or MacNotable episode for future broadcast.



When: Saturday, March 25, 8:30 am to noon

Where: Microsoft Innovation Center,  
12012 Sunset Hills Rd, Reston, VA 20190.

For a map, see <http://tinyurl.com/8I343>



**The MUG Center**  
*The Mac User Group Resource Site*

# Washington Apple Pi General Meeting


April



with  
**Jayson Adams**  
of Circus Ponies Software

## “What Notebooking Can Do for You”-

How Circus Ponies Notebook can help you to keep track of photos, e-mails, graphics etc.



# Table of Contents

Volume 28

March/April 2006

Number 2

## Articles

President's Corner - <i>John Barnes</i> .....	4
Easy as 1-2-3: The Pi Online Store - <i>Bob Jarecke</i> .....	5,6
The Best of the TCS - <i>Dick Rucker</i> .....	7
There's Something Phishy About E-Mail- <i>Lawrence Charters</i> .....	8,9
My View of MacWorld 2006 - <i>John Barnes</i> .....	10-12
Geek Cruises' Macmania 4/Photoshop Fling 3- <i>Pat Fauquet</i> ....	12-15
Storing Your Stuff: the Epson P-4000 Multimedia Viewer - <i>Lawrence Charters</i> .....	16-18
The Biggest Thing on the web: Google Earth for Mac - <i>Lawrence Charters</i> .....	19
Mac OS X 10.4 Tiger and Cell Phone as Data Modem - <i>Derrick Garbell</i> .....	20-24
Shade 8 - Software Review - <i>Stuart Bonwit</i> .....	25-26
January General Meeting - <i>Bob Jarecke</i> .....	26-28

## Club Notices

General Meetings .....	Inside Front Cover,1, 3
Club Officers .....	30
Tutorials - <i>tutorials@wap.org</i> .....	31
Special Interest Groups - <i>http://lists.wap.org/lists/</i> .....	29
Classified Ads - <i>office@wap.org</i> .....	32
Photo Credits .....	24

## Advertisers

MacUpgrades.....	32
Heller Information Services.....	Inside Back Cover
Absolute Mac .....	Back Cover

## Postal Information

*Washington Apple Pi Journal* (ISSN 1056-7682) is published bi-monthly by Washington Apple Pi, Ltd., 12022 Parklawn Drive, Rockville, MD 20852. Periodical postage paid at Rockville, MD.

Annual membership dues for Washington Apple Pi, Ltd. are \$49; of this amount \$18 is for a subscription to the *Washington Apple Pi Journal*. Subscriptions are not available without membership.

**POSTMASTER:** Send address changes to Washington Apple Pi, 12022 Parklawn Drive, Rockville, MD 20852.

*Change of Address should reach us 60 days in advance of the move to ensure that your Journals continue uninterrupted.*

## Deadlines

Writers' submissions & ad copy  
May/June 2006.....April 1  
July/August 2006..... June 1

## Editorial Staff

### Managing Editor

John Barnes; [john.barnes@wap.org](mailto:john.barnes@wap.org)

### Macintosh/Reviews Editor

Lawrence Charters; [maceditor@wap.org](mailto:maceditor@wap.org)

### Photo Editor

Richard Sanderson; [richard@sandersoncomputer.com](mailto:richard@sandersoncomputer.com)

Find Washington Apple Pi on the Worldwide Web at

<http://www.wap.org>

For Contact and Copyright Information, Please see

Page 30

# Washington Apple Pi Mini-Meetings

Join your fellow Pi members for one hour mini-meetings at the Apple Store in Tyson's Corner.

Tuesday, March 7, 7:00 to 8:00 p.m.

Extending iPhoto with iRemember and MemoryMiner

Thursday, March 16, 10:00 to 11:00 a.m.

Extending iPhoto with iRemember and MemoryMiner

Tuesday, April 4, 7:00 to 8:00 p.m.

Backing Up Your Computer to Prevent Disasters

Thursday, April 2, 10:00 to 11:00 a.m.

Backing Up Your Computer to Prevent Disasters

These meetings are open to everyone and will include information about up-coming Washington Apple Pi special events.

If you would like to be a part of the meeting presentation team or if you would like to suggest a topic for a future meeting, please contact Pat Fauquet, the Vice President for Programs at (703) 495 8520 or patf@mac.com.

# President's Corner

©2006 John D. Barnes

## The Class of 2009

We are currently seeking at least five candidates to serve on the Pi Board of Directors for the term that runs from June of 2006 to June of 2009. Since term limits imposed by the Pi Bylaws mean that I have to take a break from being an elected Pi officer (Praise the Lord!), I have offered to head up the Election Committee. Craig Contardi and Gene Haddon have agreed to help me.

Since all five members who are finally elected serve together for a three year period I refer to each group as a "Class." Perhaps these people have a shared identity like a high school, college, or military officers' school class. I know that I feel some strong bonds to the other members of the Class of 2006.

## The Pi Needs Volunteers

As far as its physical assets, financial status, and program goals are concerned the Pi is in pretty good shape. We are building alliances with places like the Apple Stores and Montgomery College. The challenge is not money or opportunities. What we need more than anything else are willing volunteers. The Pi cannot thrive without fresh blood to step into leadership positions and to take up responsibilities for the everyday work that keeps the group moving.

Our ability to obtain the recruits whom we need for the Class of 2009 will be a test of the Pi's viability. There is currently one vacancy in the Class of 2008. The BoD expects to fill this vacancy prior to the May election. There is a single vacancy in the Class of 2006. The four people who will be leaving as the result of term limits are myself, Craig Contardi, Jim Little, and Nancy Little.

The Class of 2007 contains Dick Rucker, Bob

Jarecke, Cynthia Cole, Tom Carlson, and Bill Bailey. These people are well seasoned, with records of considerable accomplishment. They will form a solid core for the transition into the 2600-2007 Pi fiscal year. Among the newcomers in the Class of 2008 Brent Malcolm has shown a solid mastery of the club's cash flow in his work as bookkeeper, Pat Fauquet is lending her vast experience to the task of providing engaging programs for our members, while Gabriel Roth and Stefan Shrier are both cutting their teeth.

## What the Class Structure Means

During the first year of a BoD member's term there is time for learning through doing and observation. While members of the incoming Class are not eligible to serve as President they can serve as one of the other 6 elected officers (4 VPs, a Treasurer, and a Secretary). The duties of these officers are fairly well defined and there will be people on the BoD who are in a position to act as mentors, having had experience in handling these offices.

That institutional continuity was a prime reason for the Pi's move to staggered terms back in January of 2004. The fact that the terms of office are for three years present both challenges and opportunities. By the third year of a term any individual BoD member will be faced with significant responsibilities. The president will probably be in the third year of his term as a BoD member, which means that he or she has to focus on the transition to the next leadership team. Some among the 6 other elected officers will be training people to succeed them.

The period of apprenticeship and periods of responsibility condition the people in the final year of their term to appreciate and motivate change. Service on the Board of Directors under this system provides real opportunities to reshape the Club to meet changing conditions in the Apple User Group marketplace.

Now is the time for members to come forward and translate plans into action. If you want to be among those who seize this moment please send an e-mail to [president@wap.org](mailto:president@wap.org) expressing your interest.



# Pi Store Samplings



Home | About Us | Contact Us | Join WAPI | TCS | Pi Fillings

Membership  
Donations  
Electronic Services  
"Pi Fillings" CD

Search:

View Order/Checkout

Washington Apple Pi  
12022 Parklawn Drive  
Rockville, MD 20852  
(301) 984-0300  
E-mail Us



A. - Pi Fillings CD - Nov - Dec '05

## Pi Fillings CDs

Pi Fillings - The CD  
September 2005  
A Visit With  
Bob "Dr. Max"  
LeVitus

C. - A Visit with Bob LeVitus - September '05

\$ 10.00

Some members choose to donate monetary gifts to the Pi. These funds are used and put to good use keeping the Pi operating. As much as these monies are a big benefit, not everyone can give extra financial support. In such cases, we would ask the member consider donation of their time as a volunteer to help with one of the many tasks that are important in keeping the Pi going strong. But in the meantime, THANKS!

E. - Tiger Hunt - July '05

\$ 10.00

More Information

## Memberships

1. New Membership - Special Promotional Rate  
\$ 44.00   
More Information

2. Renew Membership - Special Promotional Rate  
\$ 44.00   
More Information

## Electronic Services

Slower Delivery Service - One Year Subscription  
\$ 96.00   
More Information

Additional Email Accounts - One Year Subscription  
\$ 20.00   
More Information

POWERED BY PRESTOBIZ.com

## Easy as 1-2-3

by Bob Jarecke, Pi Online Store Manager

### Grand Opening of the new Pi Store

The Pi has a new online store and it is ready for business! The Pi Store, as we call it, has been operating for several weeks now in a trial mode, and with many successful transactions completed, we can state unequivocally, it is a success! Renewing your Pi membership couldn't be easier or for that matter, safer.

Just point your web browser to [www.wap.org](http://www.wap.org) and click on the "Store" link in the navigation bar immediately beneath the logo in the upper right corner of the page.

### How we got here

At the July 2005 Board of Director's meeting, Pat Fauquet commented about using an online store for her computer support service, and she sug-

gested the Pi ought to look into doing the same. Dick Rucker and Bob Jarecke took up the challenge, and after some detailed research, they reported back that an online store offered by Presto Biz had some possibilities. They did the legwork, suffered a few setbacks, signed away their first born (just kidding) and before too long, we had a new online store.

Board Member Tom Carlson was the store's first paying customer. After feeding in the correct credit card information on a secure, encrypted web page, he was signed up for another year of membership with an accompanying Explorer account. Lawrence Charters, as the Pi's webmaster, was brought into the project also, and now, on the Pi's web site, we have narrative about the Pi Store as well as all important links to it. Finding the Pi Store is just one click away from the Pi web site and completing a transaction is equally easy.

## How the Pi Store is working

Since the November 28th launch date, many successful transactions have been made. As of this writing we are averaging one sale a day, and, while that might not seem like much, that rate is well above the usual number of credit card charges we process each month. We hope the membership will find this venue a great opportunity to pay for memberships, electronic services and monthly CDs. We believe they will find it a fast, convenient and safe method for making payments to the Pi. Now, to admit everything does not always go according to plan, we did have one glitch when a member mistakenly hit the Pay Button twice. He was charged twice for one membership, but we quickly caught the error and a check for the extra payment was in the mail within just days.

The Pi Store saves us money as well as time. With online transactions being verified in real time, payments are immediately deposited into our new PayPal account. The fee for each transaction is a saving over our previous merchant account charges, and even better, we no longer have to manually transmit credit card information to the bank. This saves our volunteer office staff valuable time. In the future, we hope to become even more automated so as to further

reduce our office volunteer staff requirements, thus freeing these loyal and dedicated helpers to more fully enjoy their personal Pi experiences. Improved automation (isn't this a computer club, after all?) should allow more rapid validation of member services.

## What is available at the Pi Store

The Pi Store has several items listed. Both New and Renewal memberships are available. Associated with the TCS, we offer the Explorer Dial Up service and additional eMail accounts. You will also find a full six month listing of the monthly "Pi Fillings" CDs, and what is on each CD is spelled out in full. In the future we anticipate other "products" could become available.

## Extra! Extra! Special Deal through April 15th!

We encourage each of you to check out the current promotional rate for membership on the Pi Store. As our Grand Opening special, we are offering a \$5.00 savings on memberships! To make it even better, you can take this savings for up to three years and you don't have to be up for renewal to take advantage of this offer. Put on your shopping hat and click on over to the new online Pi Store!



**Tele-Communications System**  
**Washington Apple Pi's "24-hour General Meeting"**  
<http://tcs.wap.org>  
**Open to all Pi members**  
**And view your mail over the Web at <http://mail.wap.org>**





## The Best of the TCS

by Dick Rucker

The following message threads appeared recently on one or more of the Pi's members-only forums found here: <<http://tcs.wap.org/>>. The TCS is the best place I know of for members to seek answers to questions about their Macs or about the services offered to members by the Pi; I check it daily.

To find help on how to start using the TCS to your advantage, go here:

A Brief User's Guide to the Washington Apple Pi (one Web page):

<<http://www.wap.org/journal/userguide/>>

Guide for Users of the Washington Apple Pi's TCS (downloaded PDF file):

<<http://www.wap.org/parts/tcsusersguide.pdf>>

---

"Keychain Access and why you care" started Dec 18, 2005

URL: <<http://tcs.wap.org/topic?b=macos&top=6169>>

Keywords: security, password, certificate, key, keychain

Jon Thomason writes: "We only seem to talk about keychains on the TCS when someone gets frustrated from too often retyping a password... But it's good to take a moment when the keychain system isn't such an adversary and to consider what it's doing. Once you do that, you can tailor its policies to make certain operations more convenient while keeping others highly secure."

"Cars and iPods: summary" started Jan 04, 2006

URL: <<http://tcs.wap.org/topic?b=music&top=1110>>

Keywords: iPod, "car radio", "audio adapter", "iPod accessory"

Jon Thomason writes: "We've had a few interesting discussions on this board... about the myriad ways to play iPods over automotive sound systems -- and the costs, hassles, and trade-offs of each approach." He gives a reference to a good article on the subject.

---

"Best backup options?" started Jan 08, 2006

URL: <<http://tcs.wap.org/topic?b=upgd&top=1615>>

Keywords: backup, recovery, "hard drive protection"

George Keitt writes: "I need to find the best way to back up my 80GB hard drive on a PowerMac G4..." The advice he receives is varied and thought provoking. There are lots of risks for which you might need protection, ranging from an on-premises fire to operator error. What can be done to protect against loss depends greatly on which risks you decide are worth the effort and expense.

---

"Inexpensive laser printer" started Jan 23, 2006

URL: <<http://tcs.wap.org/topic?b=apps&top=1273>>

Keywords: printer, laser, "buying a printer", "laser vs. ink-jet"

Tom Berens writes: "Can anyone recommend an inexpensive laser printer for occasional home use?" The discussion ranges from specific recommendations to the pros and cons of ink-jet printers vs. laser printers when only used occasionally.

---

If you'd like to recommend a thread for inclusion for future articles, please let me know via [richard.rucker@wap.org](mailto:richard.rucker@wap.org).

# Don't Do It: There's Something Phishy About E-mail

© 2006 Lawrence I. Charters

## Acidic Fishing With a High pH

Last year I wrote a lengthy, three-part series on computer security for *Washington Pi Journal*. Within a week after publishing the final piece, several Washington Apple Pi members – fairly prominent Pi members – created a minor tempest by responding to a series of fraudulent E-mail messages. No harm was done, but the fact that Pi members were so easily taken in by a scam is a sterling illustration of this very base crime. By definition, user group members *should* be better informed than the general public. Shouldn't they?

"Phishing," the crime in question, is a form of Internet fraud aimed at stealing valuable information, such as credit card numbers, personal information numbers (PIN codes), social security numbers, and computer user names and passwords. In its most common manifestation, a forged E-mail message, from a bank, insurance company, government agency or some other impressive institution, complete with institution logos, is sent to a user. It insists that you take some immediate action, and even includes an embedded link to an equally fake but legitimate-looking Web site. Once there, you are requested to enter all kinds of confidential or private information.

And with that information, your bank account and checking account can be emptied, your credit card used for fraudulent purchases, loans can be taken out in your name, and an almost endless number of other criminal activities can be undertaken – using your identity. Figure 1 depicts selected portions of 22 very official-looking E-mail scams sent to the Washington Apple Pi Webmaster E-mail address in a single day.

These messages told me that my CitiBank bank account, Amazon.com account, Second Bank & Trust account, eBay account, PayPal account, Chase account, and West Coast Bank ac-



**Figure 1** - Images from 22 "phishing" E-mail messages sent to webmaster@wap.org in a single day.

counts were compromised, in need of updating, displayed unusual activity, were inadvertently revealed, or in some other fashion needed my immediate, personal, and very private attention. There were 11 alleged messages from PayPal and six from eBay, showing exceptional concern.

However, "webmaster@wap.org" is not a real person, just an alias, and the Pi Webmaster has no account with any of these firms, has never visited any of their Web sites, or sent E-mail to v any of their Web sites. On average, webmaster@wap.org and maceditor@wap.org receive several hundred such messages a month; fortunately, Apple's Mail program filters virtually all of them into the Junk folder, where they are periodically given a quick glance and then flushed.

## What Should You Do?

What can you do to prevent yourself from becoming a victim? The short answer is: don't even read E-mail that comes from someone or some institution you don't know personally.

---

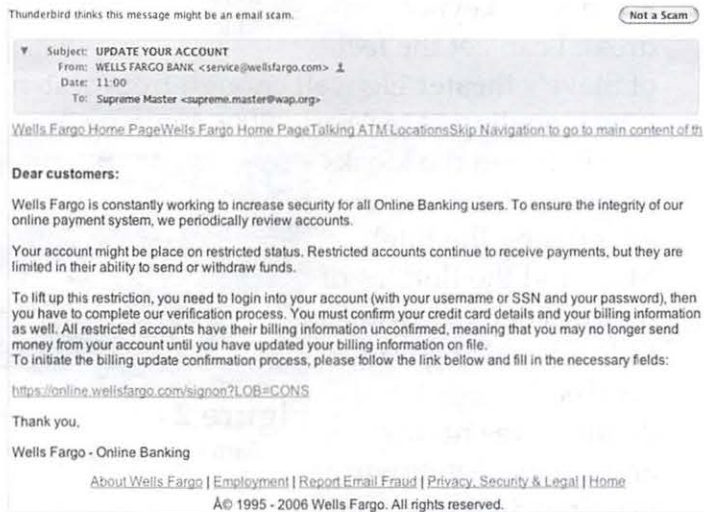
*The only real defense is: don't be sucked in*

---

Financial institutions rarely send out E-mail, and

if they do it is usually under the name of a specific representative responding to a specific request from you. All other messages should be labeled in your E-mail client as "junk," either automatically or by you, so that your E-mail client knows how to handle them in the future. Apple's Mail program in Mac OS X does a very good job of filtering out such junk.

Thunderbird 1.5, a free E-mail client from the Mozilla Foundation, has added a new twist: when it receives a message from a suspicious



**Figure 2** - Thunderbird thinks this message, allegedly from Wells Fargo, is a scam, probably because neither the message nor the Web links embedded in the page actually came from or go to Wells Fargo.

source, it prints a banner above the message: "Thunderbird thinks this message might be an email scam." (See Figure 2 above.) It guesses wrong every now and then, but for the most part it is appropriately paranoid.

As you might expect, financial institutions and online merchants don't take kindly to having their names associated with such frauds. Check the Web sites of your financial institutions and you'll probably find links right on the front page alerting consumers to fraudulent E-mail messages. Most institutions have tutorials on how to protect yourself from such scams, and information on how the institution *legitimately* contacts its customers. Check out the resources at the end of this article for more information.

Phishing is the most common form of fraud committed in the United States. It is difficult and expensive to investigate, in large part because

it takes specialized skills that few police forces have. The only real defense is: don't be sucked in. Similar scams are attempted over the phone and by fax, hundreds of thousands of times every day.

Keep your private information to yourself. Don't even read phishing E-mail messages. Don't respond to telephone messages or fax messages requesting personal information unless you know it is directly related to something you've requested. Even then, be stingy: give out the minimum amount of information requested, and never via E-mail or over a wireless telephone.

The only thing you have to fear is: yourself.

### Fraud Identification Resources

Thunderbird: <<http://www.mozilla.com/thunderbird/>>

U.S. Department of the Treasury, Office of Critical Infrastructure Protection and Compliance Policy: Identity Theft Resource Page: <<http://www.treas.gov/offices/domestic-finance/finan->

## Where the heck is the Pi

# HOTLINE Listing?

The Hotline listing, with the names and phone numbers of members who can provide help on a variety of computer issues, can be found on the TCS,

<http://tcs.wap.org/>

If you are having problems with your Pi account name or password, visit:

<http://tcs.wap.org/password>

for assistance.

# My View of MacWorld SF 2006

©2006, by John Barnes

When it comes to MacWorld San Francisco, I can only say “anyone who loves their Mac ought to go at least a few times.” These events are by far the largest gatherings of people who really, really CARE about their Macintosh computers. One visit is not enough. On the second visit one begins to get the overall picture, and on the third visit one should know enough to be able to shape the experience to one’s own needs. It would probably take more than three visits to really get into the party scene and some of the other lively stuff.

So it was with my visit this past January. I arrived on Sunday, January 8, and came home on Saturday, January 14. This was my third trip and I resolved to make the most of the available learning experiences.

## User Group University

The first learning experience was User Group University. Organized by the Apple User Group Advisory team and sponsored by an array of vendors, this experience occupied the afternoon and early evening of Monday, January 9. I found Terry White’s analysis of MUG web sites to be the most informative aspect of the event, but I do not share his insistence on eye candy. On the other hand, it is clear that an excessive reliance on text is also a bad thing. Finding a good design balance is hard.

The evening buffet hosted by a group of select vendors featured a number of “best in show” products and an engaging group of people who really want to reach out to user groups. This mini-expo is also a chance for small-scale developers to get visibility that they would be hard pressed to get on the show floor. Anyone who wants to know more about User Group University can borrow my CD containing a lot of the event highlights.

## Tuesday, Photography Day

On Tuesday, the opening day for the main MacWorld Expo, I decided to forgo the long wait in line, the crowded overflow viewing room and the hoopla associated with Steve Jobs’ keynote address. I can get the feel of Steve’s theater gig well enough from watching it by Googling “MacWorld 2006 Keynote.”

Between the kiosks on every street corner advertising the Intel Macs and the flotillas of motor scooters towing little advertising trailers (See Figures 1 and 2) there was no way for anyone in downtown San Francisco to ignore the presence of MacWorld Expo.

I opted instead for a “Digital Photography Day” with a couple of solid professionals who were also excellent instructors. In the morning we learned about composition and lighting. It was very informative to see the lengths that one has to go to get a really well lit image. We then got a brief introduction to the controls of the Olympus E500 cameras that we would be using later on when we took to the field for some real shooting experience.

After lunch we took our loaner Olympus E500s out to the park area near the Moscone Center. The first rule is that “you won’t get a good picture if you don’t shoot.” The second rule is “see what your camera is trying to tell you.”

After about 2 hours of wandering and shooting we went back to the classroom and copied our photos off onto CDs and looked at them closely to see where we could have improved our shots. I found this to be a day well spent.



Figure 1 - Street Corner kiosk advertising Intel Macs



Figure 2 - Scooters with Apple advertising trailers

## Wednesday, More Photography

Wednesday morning at 7:30 found me at the Adobe Professional and User Group breakfast. This year the featured topics were Adobe's "Light Room" digital negative program and *Macromedia Breeze*, a powerful teleconferencing product. *Light Room* is aimed at serious photographers in much the same niche as Aperture. The public beta of the program is a free download from Adobe. It is very much a "work in progress."

I spent the remainder of the day in the digital photography track of the Users' Conference. Derrick Story was a particularly engaging speaker. I think that I will always remember his comment "the best camera is the one you have with you when you take your favorite picture." All three of the sessions that I attended in this track provided useful tips and have taught me to look more carefully as I am taking pictures. A recent laser surgery to remove some clouding from a five year old lens implant has also improved life through the viewfinder ☺.

## Thursday, Mac OS, Entertainment and the Show Floor

By Thursday I had enough of Photography and I sat in on a couple of sessions on the Mac Power Users thread. These sessions illustrated the point that Mac users really need to get some clue of what is under the hood if they are to fully enjoy their machines. The MacBrainiac Challenge, a trivia contest moderated by Chris Breen and fea-



**Figure 3** - The crowd at the iMac display

turing 6 Mac talents trying to come with arcane bits information.

## Friday, Hands-on Mac Lab

I spent the last formal session of the Conference threads learning a few wrinkles about the Adobe Creative Suite. This product is pretty close to the core of my existence with its emphasis on imagery and print production. The lesson here is "Use Your Eyes" to understand the multiplicity of palettes, tools, and menu entries. My wife accuses me of picking up second career in this area and she is not far off the mark.

I spent Friday afternoon on the show floor, but I had to restrain myself or my swag was going to make my overweight baggage charges even worse than they turned out to be.

A leisurely dinner in a restaurant featuring interesting pairings of fine wine and interesting foods closed out my visit to MacWorld and I headed back to the hotel to prepare for a 4 am wake-up call. This was capped off by 45 minute shuttle ride that brought me back to within a few blocks of the hotel before heading off to SF International.

## Apple's Presence

Apple made a fair-sized splash with the release of their Intel-based products. As of this writing the line includes Mac Minis, iMacs, and the 15 inch MacBook Pro. Apple's progress in having hardware and software for the new platform has been impressive, but consumers should inform themselves thoroughly before upgrading or even buying new. Certain key applications, such as the Adobe Creative Suite, are not yet ready for the new platform. On the other hand, the number of applications that have been converted to the "Universal Binary" is very encouraging. Programs that have been built in Cocoa all along seem to be converting at a brisk clip.

There were lots and lots of MacBooks and iMacs on hand for visitors to play with. *iLife '06* was the focus of a lot of interest, with *iWeb* being heavily promoted by the Apple folks on hand. *iWork '06* was also prominently displayed. People who are switching will certainly have a lot

to play with. Upgraders who have applications developed in Code Warrior or some other environment may find themselves waiting a while. People who are wedded to their Classic applications had better keep their older hardware in good repair.

Figure 3 shows the people gathered around the iMac display in the Apple area on the expo floor.

## iPod World

I was struck by the variety of products for the iPod family. I picked up a couple of goodies in the form of a soft case and some ear buds that are more functional than Apple's earbuds, as least in my eyes. I also procured an El Gato EyeTV 500, but have not yet had a chance to play with it. Readers who are interested in seeing what MacWorld magazine found to be "Best of Show" are referred to <http://www.macworld.com/news/2006/01/12/bestofshow/index.php>.

## Next Year?

Those of you who have not yet really gotten into the spirit of the Mac community really should make plans to attend MacWorld SF 2007. It definitely helps to get up close to the personalities and the technology.



**Figure 3** - Last minute show specials at the ElGato booth

# Geek Cruises' MacMania 04 / Photoshop Fling 03:

## At Sea With My Friends and Heroes

*A Review by Pat Fauquet*

### The Planning Phase

Several years ago I noticed the Geek Cruise advertisements in Macworld magazine. Having just taken my first cruise with my non-geek husband, I was intrigued by the concept of spending a week on a ship taking classes from the people whose books and magazine articles I read. These are the same people I travel to Macworld Expo to see in sessions and seminars.

The opportunity to book passage on the MacMania 4-Photoshop Fling 3 Geek Cruise presented itself this past summer. Although my husband was not interested in the trip, my sister and a close friend were ready to set sail.

Neil Bauman, the Captain of Geek Cruises and his wife, Theresa were a joy to work with in planning our trip. They were there to answer questions, help with filling out the online forms and to provide encouragement throughout the booking process and through the cruise itself. They thoughtfully suggested we plan to arrive in San Diego, our embarkation point a day or two early since we would be departing in early February and I live in the Washington DC area where snow storms can close the airports for several days.

### San Diego

We were booked into the Westin Horton Plaza hotel in San Diego for the night before our cruise. It is a beautiful hotel, right in the middle of the tourist area of San Diego. Our room was well-appointed and spacious, if a bit above the price I would normally pay for a hotel room.

That evening there was a pre-cruise cocktail party held in the hotel for Geek Cruise faculty members and students. The food was tasty and plentiful and the party gave us a chance to meet many of our fellow travelers and the people who would be teaching our classes for the next week.

While a number of cruisers did not attend the party, it was a valuable experience for those of us who did attend.

Since we could not board the ship before 3 p.m., and the hotel checkout was before noon; a tour of San Diego had been arranged by Neil and his staff. Although I had lived in San Diego for several years on two different occasions, the tour was fun and interesting and our travel-mates were fellow Geek Cruisers, so we had another opportunity to get to know each other before the cruise began.

## All Aboard!

Our luggage was stowed under the bus and at the end of our tour; we made our way to the cruise terminal. Once again, the preparations Neil and his crew had made for our embarkation made the process quick and easy. For those who have not been on a cruise, the first order of the day is a mandatory lifeboat drill before the ship



Pi members George and Gretchen Keitt were among the macManiacs

leaves the dock. Following that, we attended a Bon Voyage party aboard the ship where we received our name tags, Geek Cruises ball caps and schedules for the busy week ahead. This was a wonderful opportunity to meet and mingle with still more of our cruise mates and the faculty.

While there were over 140 people signed up for the Geek Cruise and they were accompanied by another 100 spouses and partners, we were only about 15% percent of the total passengers on the cruise. Our cruise took place on the MS Osterdam, a Holland America ship.

Our accommodations on the ship were wonderful. Our room was spacious with a large veranda, adequate closet space, and a good-sized bathroom. While there were three of us, we were not crowded in our Deluxe Stateroom. However, it was the second largest type of room available on the ship and rooms such as ours were far more expensive and much larger than the least expensive cabins offered. If you plan to share a

room with three adults, consider such an upgraded cabin.

## At Sea and in Class

Our first day at sea, a Sunday, was filled with class sessions and activities as our ship headed for our first port of call, Cabo San Lucas, Mexico. There were two class periods that first day and there were four different classes offered during each period. Attendees were encouraged to move to a different class if we knew the material, found the topic too difficult or felt the urge to try something else. I attended Power-User Productivity in OS X Tiger, given by Bob LeVitus in the morning. However, that meant missing classes being taught by Bruce Fraser, Andy Ihnatko and Deke McClelland teaching with Derrick Story. Hard decisions had to be made immediately!

In the afternoon, I split my time between Deke's second class and Automator taught by Sal Soghoian. Since it was the day of the Superbowl, most of the cruisers found their way to televisions after classes to watch the game. After a wonderful dinner, and a trip to learn my way around the ship, it was time for bed.

However, since I am addicted to the Internet and email, I first signed up for wireless access and shuddered at paying \$100 for 240 minutes of Internet access. The service was via satellite, and it was as slow as I had been led to expect it would be, but email and selected web surfing were possible!

## Mexican Sightseeing

The next morning found us making our way into Cabo San Lucas. On the days that the ship is in port, Geek Cruise classes are not held. You can spend the day; however you want. We decided to take advantage of the tours that could be booked through the cruise line. In Cabo San Lucas, we boarded a wooden "pirate" sail boat and went whale watching after spending about an hour wandering around in the shops at the wharf.

In Mazatlan we took a city tour that included a visit to a cathedral, shopping and a visit to a local cultural show and a chance to see a cliff



Sandra Popper and Gene Haddon (Pat's cabin mates) ashore in Puerto Vallarta

diver. It was definitely tourist fare, but as first time visitors to Mazatlan, we did get a chance to see the area and learn a little about it.

The next day we went to Puerto Vallarta, the southernmost city on our trip. Once again we took a

bus tour. This one stopped at a tequila factory, a farm, and another historic church with stops for shopping along the way. Once again, we saw lots of sights, even if many of them were viewed from a bus seat.

### Extracurricular Geek Events

Each evening, upon our return to the ship and before dinner, Geek Cruisers and their traveling partners was invited to attend special activities. One night, it was a Mac Gems shoot-out between Bob LeVitus, Leo Laporte, and Steve Wozniak. The MacMania Trio, made of up Bob LeVitus, Andy Ihnatko, and Chris Breen presented short concerts on two evenings and we had



Gene and Sandra relaxing on the Stateroom veranda after a long day ashore

special presentations by Steve Wozniak and Andy Ihnatko.

Other evening activities were a Macworld/Apple question and answer session, and a presentation by Bert Monroy on "The Evolution of Digital Art." All of

these sessions were wonderful and added to the Geek Cruise experience. Since they took place "after hours," they were open to our Geek Cruise traveling companions. On four evenings Leo Laporte and various faculty members hosted "The Ingenious Bar," a time to ask questions and visit with the group before dinner. Once again, these sessions enhanced the Geek Cruise experience.

The final special program was a photo-session with the entire faculty. The Geek Cruise photographer took each Cruiser's picture with the group. I will treasure that photo of me and my Geek heroes for many years.

While I have high praise for the work of Neil Bauman and the rest of his staff, there were a few things that could have been better on the cruise. We ran into a few scheduling conflicts with the shipboard activities and had to move two of our after-hour sessions at the last moment. This meant some cruisers were unable to find the event. When dining aboard ship, cruisers are assigned to a specific table. While this worked well at larger tables, it was not a good arrangement at smaller tables. We saw fellow Geek Cruisers dining alone because their tablemates had chosen a different dining option for the evening. Dining alone is seldom fun and shipboard considerations did not allow for easily changing tables. At the end of the cruise, we had the opportunity to fill out a survey, and Neil has assured us that he is listening to and acting on our suggestions for improvements on future cruises.

### Would I take another Geek Cruise?

Most definitely! I had a wonderful, educational week. I had the opportunity to get to know my fellow passengers and make some friends

### The MacMania Faculty and

**Pat** - L to R, front row - Derrick Story, Sol Soghoian, Bert Monroy, Steve Wozniak, Bob LeVitus. Rear - Jack Davis, Ben Long, Bruce Fraser, Mark Swain, Janet Hill, Jason Snell, Leo Laporte, Christopher Breen. Andy Ihnatko. Space does not permit listing biographical information for all of these luminaries.





I am sure I will keep in touch with. I also got a chance to meet and spend time getting to know some of my favorite authors and lecturers; The whole faculty was friendly and available to the Cruisers. It was an opportunity not to be missed!

The cost (\$795) of the Geek Cruise portion of the trip was certainly in line with other training programs and the content offered something for everyone at many different levels throughout the week. At each session, there was enough variety that I had a difficult time choosing which class to take and which ones I would regrettably miss.

While it is not possible to book the shipboard accommodations through a third party cruise discounter, the Geek Cruise staff was able to offer me an upgrade to a nicer cabin without adding to the cost of the trip. This type of consideration is not available on every cruise though, so book the type of cabin you feel you need.

Traveling aboard the Holland America Line was very pleasant and comparable to my other cruise experiences. The ship was clean and well-maintained. The food was very good, and the services provided by the staff were above reproach. The two shipboard shows I managed to attend were very good. I cannot tell you much about the pools, spa, casino and night life. I was too busy having fun with my fellow Geek Cruisers to spend much time in those.

As for the question, am I a good candidate for cruising without the Geek Cruise program? My other two experiences were on short cruises where we visited a different port each day. Although I might be able to be happy with one unscheduled day at sea, just lying around by the pool or watching the sea for two or more days would NOT make me happy. I am a person who keeps busy and the stimulation of classes about my favorite subjects was exactly what I needed to really enjoy a week on a cruise ship. Next time, I will encourage my husband to travel with me. He would enjoy the days with nothing to do, but he could still join me for Geek Cruise activities after-hours.

If all of this sounds fun to you, contact Neil Bauman and tell him I suggested you join in the fun. You never know, I may be on your Geek Cruise!

For more information about future Geek Cruises, check their web site at [www.geekcruises.com/](http://www.geekcruises.com/). To see photos of the fun we had, search MacMania on Flickr.com Several cruisers have posted some of their pictures there.

### Attribution Information:

Copyright © 2006 Pat Fauquet. This article may be reprinted by any Macintosh User Group in their newsletter or publication distributed on paper, CD, or online, with credit given to the author (Pat Fauquet, Washington Apple Pi, <[patf.fauquet@wap.org](mailto:patf.fauquet@wap.org)>). Commercial or other publication prohibited unless the author grants specific permission.

Pat is the Vice-president for Programs, and the Pi Fillings CD editor for Washington Apple Pi.



## Plugged in PI

Washington Apple Pi is more than just the *Journal* arriving in your mailbox. It also offers exciting General Meetings and Special Interest Group (SIG) meetings, special events such as the semi-annual Computer Show and Sale, Internet ISP services (dial-up connections, E-mail, private Web space), has active mailing list discussions, offers one of the oldest, most active Internet forums on the planet (the ubiquitous "TCS"), and one of the oldest Web sites. **Plug in to the Pi.**

Pi calendar — <http://calendar.wap.org/>

Pi Web mail — <http://mail.wap.org/>

Pi store — <http://store.wap.org/>

Pi forums — <http://tcs.wap.org/>

Pi Web site

and portal — <http://www.wap.org/>

# Storing Your Stuff: The Epson P-4000 Multimedia Storage Viewer

© 2006 Lawrence I. Charters


## The Problem

On an overseas trip in 2004 I took my digital camera and a laptop. My spouse and I agreed in advance that the laptop would have just two uses: storing digital photos taken on the trip, and watching DVD movies if the weather was bad. No E-mail, no Web browsing, no office memos — nothing else. It was a wonderful trip, but the 20 gigabyte drive on the PowerBook G4 proved to be no match for modern digital photos. The PowerBook had Mac OS X, various database programs, Microsoft Office, and a bunch of other stuff, with only 7 GB of free space. After filling all but a fraction of the drive with photos, we couldn't empty the Compact Flash cards at the end of the day: there was no room on the PowerBook. We ended up trashing Microsoft Office and virtually every other application in order to make room for photos.

## The Solution

Two years later, while shopping for something else entirely, we noticed a box at Penn Camera (a fine Washington, DC-area photography store) containing something called the Epson P-4000 Multimedia Storage Viewer. Inside was a paperback book-sized hard drive with a 3.8 inch color LCD and two slots: one for Secure Digital memory cards and one for Compact Flash memory cards. The internal 80 GB drive was far larger than the drive on our laptop, and the P-4000's drive wasn't cluttered with Mac OS X, Safari, Firefox, Google Earth, iTunes, FileMaker, Photoshop...

The drive is formatted with a Windows-style FAT32 file system, leaving 73.8 GB of space for photos. According to the documentation, the P-4000 can store JPEG and RAW digital photos as well as MPEG4, MP3 and AAC audio-video files. It is far smaller than a PowerBook, and



**Figure 1** - The Epson P-4000, showing the graphical main menu on the screen, the circular button used for navigation, and a Compact Flash card partially inserted into the slot at the top.

weighs less than a pound, making it far lighter and even more transportable than a PowerBook. The internal battery allegedly lasts for several hours of use, and the AC adapter/battery charger supports any voltage from 100-240 volts, 50/60 Hz, though the prongs are designed for North American wall sockets.

Taking another overseas trip this winter, this time without a PowerBook, the Epson P-4000 proved to be much easier to carry. We had fewer security concerns in airports or public places since the small size made it uninteresting to security personnel and possible thieves. We rarely turned it on much longer than to dump photos into it and take a quick look at them on the 640 x



**Figure 2** - The Epson P-4000 showing various thumbnail views of Bunratty Castle in Ireland. The circular button allows you to move up, down, right and left, and once you have a thumbnail selected, pressing "OK" will fill the screen with that photo, which you can then zoom to examine specific parts.

480 display. You can't watch DVD movies on it, but you can watch your own QuickTime clips.

The controls are easy enough to understand that, while you can read the instruction booklet if you wish, that isn't strictly necessary. Using buttons on the unit, you can:

- o Copy photos, videos and sound from Secure Digital or Compact Flash cards using the built-in slots (it also accepts IBM Microdrives, but this wasn't tested);
- o Arrange files on the drive into "albums," but there is a catch;
- o View stored photos in a number of ways. A thumbnail view shows twelve thumbnails at once. Select any thumbnail to view it full frame and, while viewing the photo, you can zoom in to a particular spot. You can also set the P-4000 to show your photos in slideshow mode, with nicely done transitions between photos. If you have the right cable and a TV with an accessible input jack, the P-4000 will display your photos on TV. The package comes with a small stand that holds the P-4000 up at a slight angle, allowing you to use it as a very sophisticated and elegant electronic picture frame;
- o Play QuickTime video clips, complete with sound, though the small, tinny speaker is fairly useless. A headphone jack is provided if you happen to have a handy pair of headphones;
- o Copy files from the P-4000 to your computer using a supplied USB cable. The P-4000 supports USB 2.0, so if your computer has USB 2.0, it is quite fast. On an older computer with USB 1.1, the drive still works, but is much slower.
- o Use a Settings menu to adjust the P-4000 to your needs and whims (see photo).

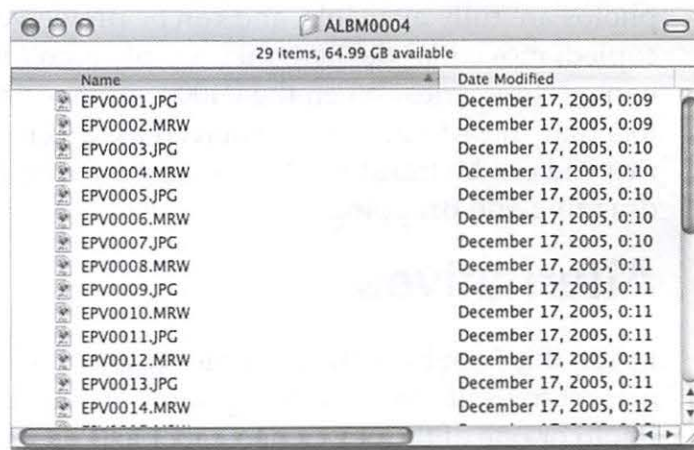
It is also possible to delete photos on the P-4000, but that is a bad idea. Wait until you get back to your computer, dump your photos onto your computer, and back them up to CD-ROM before you start purging. CD-ROMs are inexpensive; an accidentally erased photo can be irreplaceable.

Epson provides a very simple way for you



**Figure 3** - Using the Settings menu, you can adjust the LCD brightness (shown selected in the photo), the sound volume, slide show options, copy modes, power saving modes, and a number of other details.

to move your photos around into "Albums" but, as mentioned above, there is a catch: it renames the photos. No matter what the photos were named before, putting them into an album – and



**Figure 4** - If you use the P-4000's "Album" function to arrange photos in logical sets, it has the unfortunate side effect of renaming photos.

an album is nothing more than a named set of photos, such as "Vacation" or "Wedding" or "Sheep" – the P-4000 renames the files to a serial series starting with "EPV." This causes great confusion if your camera serializes the names of photos. You might know, for example, that you took PICT3406.JPG through PICT3517.JPG in New York, and if the P-4000 renames these files to EPV001.JPG to EPV111.JPG, you've lost all ability to keep track of photos by name.

Fortunately, you don't have to put up with this behavior. If you simply copy photos from



**Figure 5** - When flash card media is read into the Epson P-4000, all photos imported on a given day are placed in a directory named after the year, month and day. If multiple cards are read on the same day, the folders are automatically numbered in the order they were imported

cards to the P-4000, it automatically arranges them in directories according to the date they were imported – 20051217 corresponding to Dec. 17, 2005 – without renaming the photos. The photos are fully available, and can be previewed, copied, moved, or deleted; they simply aren't in named directories. When the P4000 is connected to a Mac these folders are displayed as directories and can be transferred to the mac by simply dragging and dropping.

## Alternatives

Epson does not have the portable “photo vault” market to itself. You can store photos on an iPod Photo or one of the new video-capable iPods. Using the Camera Connector accessory and a cable, you can transfer photos directly from the camera into the iPod. But an iPod is a poor photo vault due to the cumbersome transfer process, the iPod's tiny screen, and the absence of a zoom-capability. With the Epson unit, you remove the card from the camera and insert it directly into the P-4000, using none of the camera's precious battery power. The second problem is the iPod's tiny screen. The screen dominates the P-4000's body.

Wolverine (<http://www.wolverinedata.com/>) has a less expensive product, called the FlashPac, but it has an alphanumeric screen without any ability to display photos at all. You can't tell what your photos look like, or even that

they've properly transferred. A newer Wolverine product, the MVP, does have a color view screen, but it is tiny, about the size of the iPod's screen, but with none of the elegance of design of either the iPod or the P-4000. Bluntly put, it is less functional, and it looks cheesy.

## Conclusion

My spouse wants you to know that buying the Epson P-4000 was her idea, and that it was far easier to pack, carry, store, and secure than any laptop, Mac or otherwise. Since it also prevented either one of us from reading E-mail or writing papers or proposals, it helped us enjoy our time off from work far more. The Mac-like simplicity, the marvelous built-in color screen, and the ability to zoom in on photos to check details made it a joy to use, and dumping the files to a Mac once we were home was simple and straight-forward.

I didn't want to spend the money, arguing that the laptop we already have was possibly more cumbersome but just as useful. I was wrong: the Epson P-4000 is actually a *better*, easier to use, easier to transport photo vault than a PowerBook. If you are even a halfway serious digital photographer, give it serious consideration.




**Figure 1** - These Irish sheep now reside safely inside the P-4000 as a backup set to copies already transferred to a Mac and sliced, diced, and prepared for printing, Web viewing and other purposes.

## Product Details

Epson America, Inc.

P-4000 Multimedia Storage Viewer, \$699 list price

Available at Penn Camera (Washington, DC, area camera store) as well as at online merchants.



## The Biggest Thing on the Web:

### Google Earth for Mac

*Lawrence Charters*

Still debating the need to upgrade your Power Mac 6100? Google Earth for Mac may be the application you find you can't live without. After entering a private beta test in December 2005, Google Earth for Mac made a more public appearance in January 2006 at: <http://earth.google.com/download-earth.html>

Google Earth is a wildly popular application designed to bring geographical information systems (GIS) to the masses by mixing together "layers" of information. With Google Earth, you can type in an address and add roads, buildings, and photos from space; schools, businesses, and even terrain. Tilt controls allow you to "tilt" the image of the terrain, with the space photos contour-mapped over the "ground" so that volcanoes project into the air, hills look hilly, and valleys look like valleys. In this example, Google Earth is zeroed in on 12022 Parklawn Drive, Rockville, MD – home of Washington Apple Pi. Photos from space, seamlessly "tiled" together, allow you to view the area around the Pi building and see, for example, that the U-Haul lot

directly east from the Pi looks unusually empty.

Google Earth for Windows exists in several fee and paid versions; right now the only version for the Mac is a free version that takes advantage of a great number of online databases. It requires all the horsepower you have available, with best results also requiring video cards with massive amounts of RAM. As a minimum, you need:

- Mac OS X 10.4;
- a 500 MHz processor;
- 256 MB of RAM (this is Google's claim; 768 MB is a more realistic minimum);
- 2 GB of free disk space;
- a video card with at least 16 MB of RAM;
- a 1024x768, 32-bit color monitor;
- and an active broadband Internet connection.

Tour Paris, Moscow, and the house you lived in when you were born, but don't be too shocked to find your old house is now a parking lot, or a condo. Google has links to a special NOAA collection of aerial photos of post-Katrina damage, a wonderful tour of Mt. St. Helens, a tour of the Grand Canyon, a look at Hoover Dam – in short, a world of things to see and explore except, sadly, the North and South Poles.

Take the world for a spin.

# Mac OS X 10.4 Tiger & Cell- phone as Data Modem

## Using Bluetooth & a Motorola E815 for Internet Access

By Derrick Garbell

Long ago Santa delivered a banana seat tricycle with exotic tiger skin markings to my three-year-old brother. Tony's delight was complete. We'd often glimpse him petting his tiger trike, murmuring appreciation.

At that point I lacked Tony's precocious



keenness for exceptional technology. But I eventually gushed over the arrival of my first computer system in 1990. It was a Mac IIci with 13" color RGB monitor and a 300 dpi GCC laser printer. I suddenly had vastly more CPU MHz, system memory, disk space, VRAM and display pixels than any of my colleagues. And almost no one had a laser printer at home.

### My First Modem

But it wasn't the high-end computer that evoked the bulk of my cyber-devotion. What enthralled me most was the exquisite box of hardware connected to the serial port: a Practical Peripherals 2,400 bps modem.

While the Mac II system was itself a cluster of cutting edge computing jewels, alone it seemed isolated, a quarantined island of powerful but inert utility. Yes, it allowed me to create and edit text swiftly, manipulate images, store and process financial data, and have fun with a few games.

But to update and paraphrase William Blake:

*A poor man's packet  
Is worth more  
Than all the memory  
In Samsung's store.*

I always took Blake's original poem, on farthings and gold, as meaning something tiny placed in circulation is wisely used because its benefits far exceed the value of huge but hoarded items.

And so information should be as freely distributed as feasible. A modem allowed a computer to communicate and to enlarge its realm a thousand-fold. It could share what it created and stored, and it could partake in what other systems offered to share.

Now in 1990 the Internet was in infancy, a loosely federated realm of military and educational data networks. The public was confined to proprietary oases of information offered by CompuServe, Prodigy, GENie, and America On-Line.

And to your pals with modems. Rather than wait for the Post Office to deliver a floppy disk with the latest patch or shareware utility, friends could transmit these chunks of data among themselves in few minutes. I could harvest files, solve technical problems and keep abreast of cyber-news by trading messages with other Mac users logging into a computer bulletin board.

*Beneath the wind-turned wave,  
Islands join hands  
-- King Crimson*

You could have seen me stroking that Practical Peripheral box, thanking it for its wondrous service. What a miracle: the purring of dial tone, phasing to cackling handshake, leading to shared data. Within a few months I upgraded to a U.S. Robotics Courier V.32bis 14,400 bps, and the added bandwidth greatly expanded the possibilities.

I still treasure these modems, and have retained them in a collection, from a 300 bps model through V.92 56k versions for Mac and PC, and even a spare Motorola cable modem. Perhaps some day I'll open a Modem Museum, where a Monsanto Molecular Miniaturizer first shrinks visitors to packet proportions, streamlining their voyage through data space.

## My Newest Modem

But enough serious backwards gazing. Besides the “Tiger” emblems on Tony’s trike, how is any of this relevant to Macintosh today?

One recent morning I woke up and recognized my family had three additional modems for my collection: our cell phones. These connect to our Bluetooth-equipped Macs and allow 14 Kbps dial-up or 400 Kbps Internet throughput. Not only would they serve us well in an emergency when the office LAN, home cable, or DSL/phone systems are down, but their immediate benefit allows untethered Internet access.

No special software is needed, because Mac OS X 10.4 Tiger furnishes everything we need. Configuring your phone and Mac via Bluetooth also allows you to synchronize your mobile address book and calendar with your Macs.

Here are the steps I took to configure my Motorola E815 phone for use as a data modem with two of our Macs. The cell phone modem may be used in two ways: to dial an ISP at 14.4 kbps; or to access the Internet via Verizon’s Mobile Web packet portal. I outline here the second and swifter channel. The procedure is the same for our Power Mac G5 2.5 GHz tower and 1.2 GHz iBook G4. Both Macs were ordered with Apple factory-installed Bluetooth. I would guess that these steps would work with other Bluetooth enabled cell phones, particularly Motorola models such as the V710, ROKR, and RAZR.

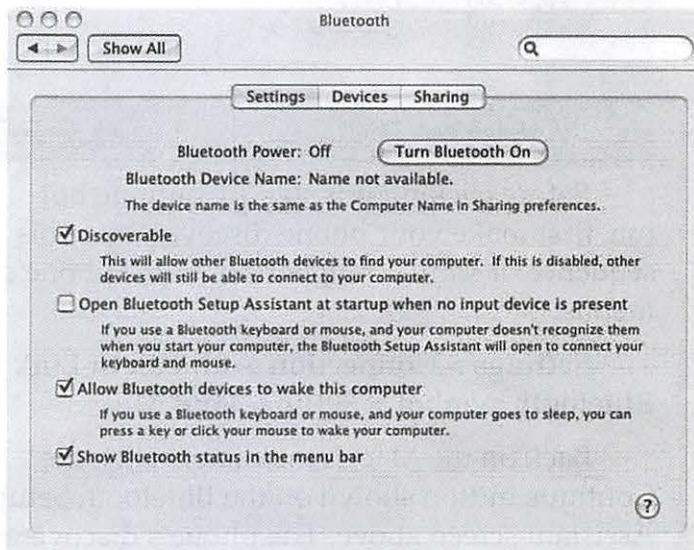
So you too may have a secret outpost on the modem frontier. While you need a Verizon plan with Mobile Web service, you do not necessarily have to pay the extra \$5 per month for full Mobile Web activation to have the data modem function work. That allows you to use the phone itself as a mini-web browser, not our goal here. Our goal is to use the phone to permit the Mac to do web browsing and e-mailing.

Mobile Web already works partially on all Verizon web-enabled phones, and that partial and no-charge enablement is enough. Can your phone use Mobile Web to check your account balance and minute usage? Doing so is free under all Verizon plans. If you can, then these steps should work for you to permit your

Bluetooth Mac to gain a wireless Internet link at virtually no cost except airtime.

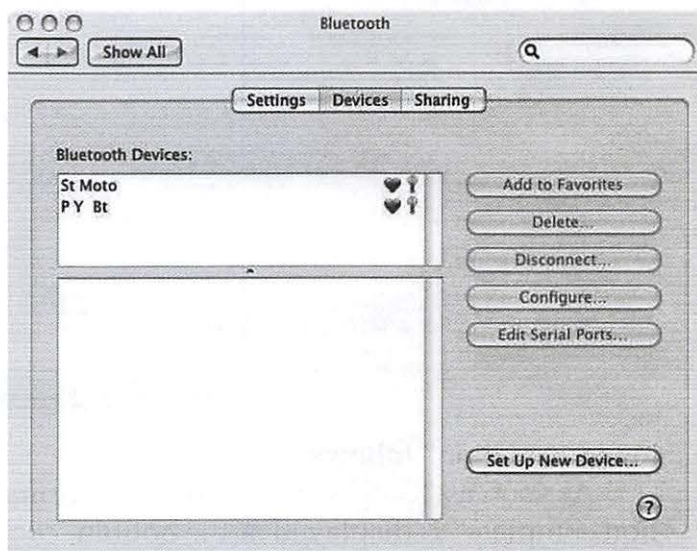
## Pair the phone with the Mac:

In System Preferences, choose Hardware > Bluetooth. The Bluetooth settings panel appears. First, click the “Turn Bluetooth On” button if necessary:

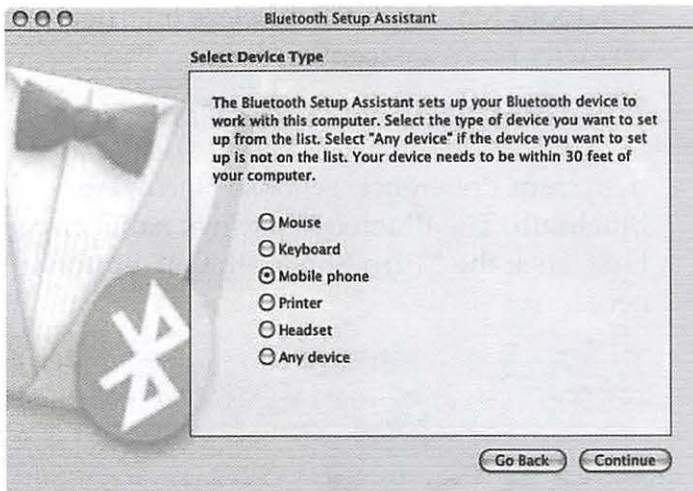


Then select the three checkboxes as shown above: “Discoverable”; “Allow Bluetooth devices to wake this computer”; “Show Bluetooth status in the menu bar.”

Next click the “Devices” tab, and choose “Set Up New Device”:



The Bluetooth Setup Assistant launches. Click “Continue” on the initial screen then select the radio button for “Mobile phone”:

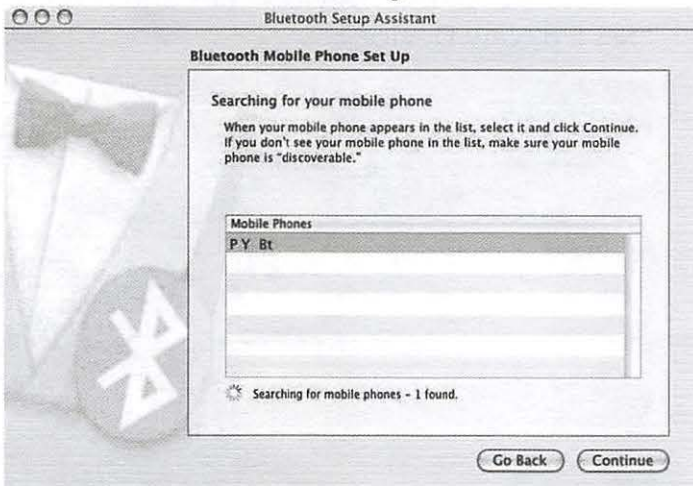


Before clicking this step's Continue button, first make your phone discoverable. This sequence or similar will pertain in the phone's menus:

**Settings > Connection > Bluetooth Link > Bluetooth symbol > Setup > Find Me**

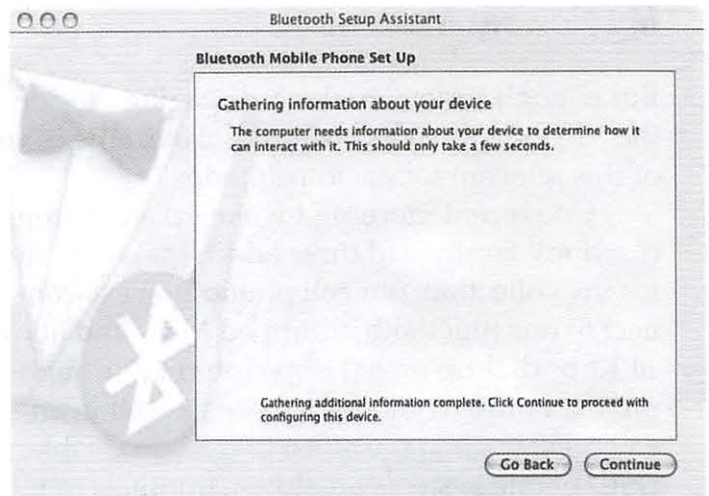
Back on the Mac, immediately click the Continue button shown on the Bluetooth Setup Assistant screen above. The phone's discoverable state lasts an ample 60 seconds. The phone's name (example, "P Y Bt") will appear in the Mobile Phones list:

Select the phone and again click the Continue button. A screen showing the Mac is "Gather-



ing information" follows.

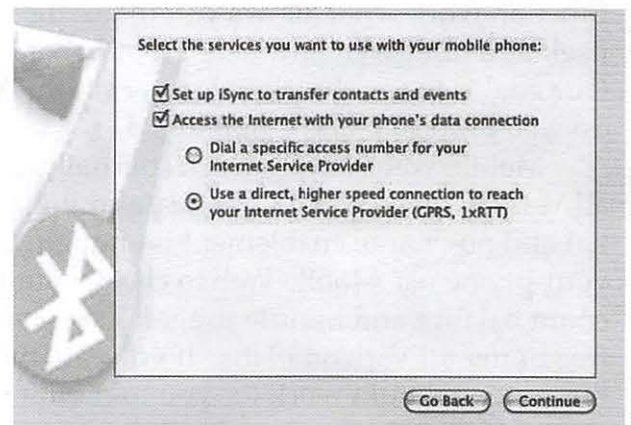
As soon as "Gathering additional information complete" is displayed at the bottom, click Continue and a screen with a Pairing number is shown. Your phone should simultaneously display a dialog asking if "Bonding" is desired, followed by a box to "Enter the Bluetooth Passkey."



Type in whatever 6 digits have been generated:  
The phone should then show: "PIN verified and saved." **The phone and Mac are now securely paired.**

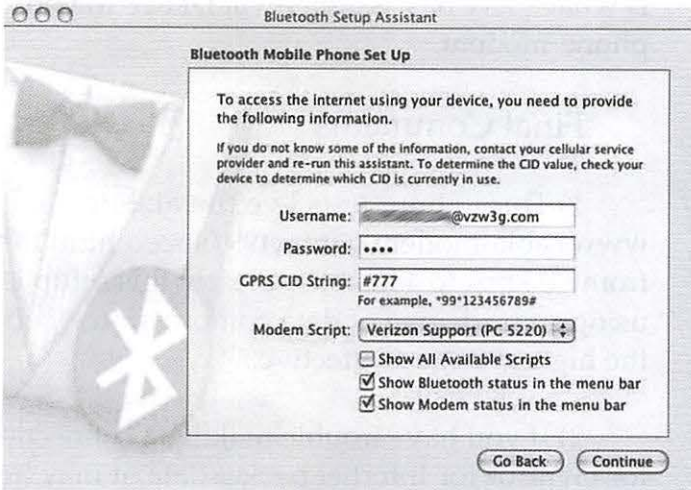


The Services selection screen appears. Enable checkboxes for the three items below: "Set up iSync to transfer contacts and events," "Access the Internet with your phone's data connection," and "Use a direct, higher speed connection to reach your Internet Service Provider (GPRS, 1xRTT)":



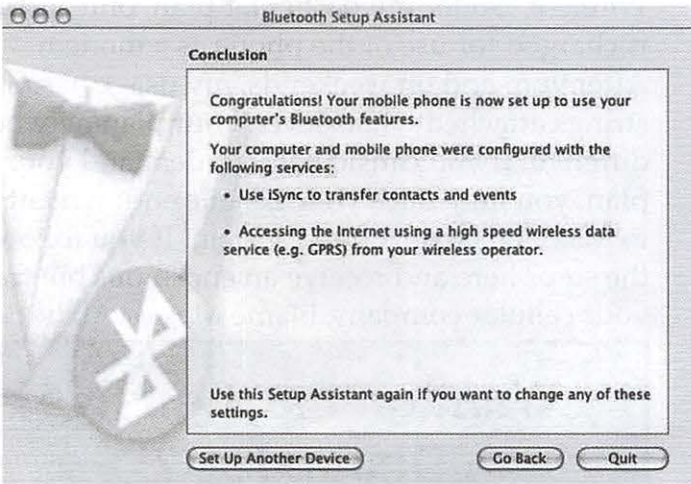


After hitting Continue, the Username and phone number dialog follows:




In the Username box, type your mobile phone number without dashes or spaces, followed by: @vzw3g.com. Enter a few random characters in the Password box; choice is irrelevant, and you won't be asked to recite later. In the GPRS CID String box (also could be labeled "Phone Number"), enter: #777 as the phone number.

Choose "Verizon Support (PC 5220)" from the Modem Script popup, and check both Show Bluetooth and Modem statuses in the menu bar boxes. After clicking the final "Continue" button, the Conclusion panel appears, confirming that the configuration has been successful:



You may now Quit the Bluetooth Setup Assistant.

Also, iSync should have been launched concurrently:

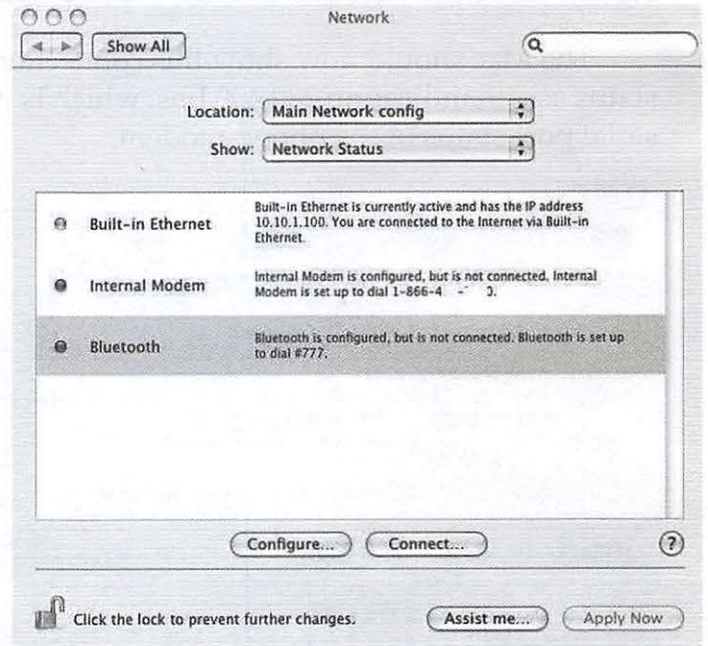


If you highlight your phone's icon and click "Sync Devices" you can immediately test the Bluetooth link between Mac and cellphone, and make your address books and calendars identical. Some day if address data is lost or corrupted on either device, you can use the other to restore.

## Making the Data Connection


Verizon's phones usually arrive with dial-up networking disabled. To enable, simply key in: #DIALUP (##342587). Do this briskly without pause, and the phone will show a dial-up networking confirmation screen at once. Use the same command to disable dial-up networking, if you don't plan on using this feature for a while, to avoid accidental Bluetooth packet connections.

Under the Apple, go to Location > Network Preferences, and the Network Status panel:

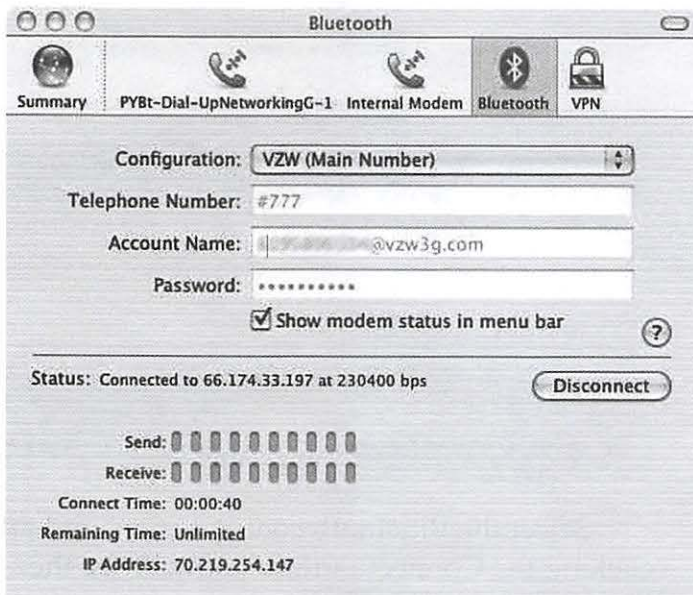


Select the Bluetooth configuration, and after clicking the Connect button, you will see the Bluetooth connection screen. I named my Configuration "VZW:"

After clicking the "Connect" button, the phone should chirp and instantly make a packet connection with Verizon's network. There is no dial-up handshake dance as with standard modems. Its screen will show "Packet Data:"



The Mac should now show this connection status screen indicating 230,400 bps, which is the serial port status of the phone-modem:



Notice that the first, "Connect to" IP is

the node on Verizon's network through which you're accessing the Internet, and the second IP is what VZW has assigned via DHCP to your phone-modem.

### Final Comments

1) Throughput tests I've run at: <http://www.cable-modem.net/oct99/speed.html> range from 80 kbps to 450 kbps. Clearly this setup is using some degree of data compression when the higher range is effective.

2) If you have trouble making a connection for iSync or for Internet packet data, it may help to shut off and restart the phone. This clears the serial port.

3) When the connection is idle, it first goes dormant, then after a longer pause, disconnects. The dormancy automatically saves you from using any airtime when you aren't actively navigating the net.

**Caveat hoser:** Proceed at your risk. Because Verizon does not overtly support use of this feature, it's possible, although unlikely, that setting it up could hose your cellphone.

**Caveat walleto:** My cell carrier is Verizon Wireless. Under my particular plan, only airtime is charged for use of the phone as a modem. After 9pm and on weekends, my usage has no strings attached whatsoever. Your plan may be different. If you can actually understand your plan, you may trace your genetic endowment to Max Planck or Albert Einstein. If you follow the steps here and receive an enormous bill from your cellular company, blame Max or Al, not me.

## Want an Inexpensive Dialup ISP?

56 kbaud, generous web space, help from real people. E-mail [office@wap.org](mailto:office@wap.org) for more info.

# Software Review

## Shade 8 Review

By Stuart Bonwit

e frontier (yes, they are diminutive) in Scotts Valley CA makes *Shade 8*, a 3D modeling program. That is, it creates software models in three virtual dimensions. Presumably, according to the literature, anything you can imagine or visualize can be modeled in the program. 3D modeling is not new to me. I have done considerable modeling in *Ray Dream Studio 5* on my old Power Mac 8600.

So, why did I get a new program when I had an old one? The answer is the ballerina's tutu! My animation program *Poser 5* (*Poser 6* is out!) has the ability to "clothify" objects to make them behave like fabric that can flow and drape. When I created tutus in *Ray Dream* (I will not repeat that I modeled the tutu!), they would not clothify in *Poser*. I found that the reason was that *Ray Dream* could not create enough "polygons," the elemental part of the model. Too few polygons and the material will not drape or flow. *Poser* has some props that I could clothify. They appeared to have hundreds more polygons than I could get in *Ray Dream*. *Shade 8* allows the number of polygons in a model to be increased arbitrarily.




Figure 2 - *Shade 8* four-view window..





Figure 1 - *Shade 8* Packaging.

So, I purchased *Shade 8* (Fig. 1), which is a companion program to *Poser*. *Poser* can animate models but it cannot create (model) them. I opened *Shade 8* and immediately opened the file *Robotcmp.shd*, Fig. 2. I was floored! Three orthogonal views and perspective all on the screen at once! *Ray Dream* could display only one of these at a time. I had no idea what to do so I dropped back to the old reliable, "When all else fails..."

In the Beginner's Tutorial I've reached only to page 68 of 103. Then there is a 475 page User Guide...

One of the little problems in going through the tutorial is following a long instruction. If the *Shade* four-view window is displayed full size,



**Figure 3** - Example of a solid object. Modeled in *Shade 8* and rendered in *Poser*.

the tutorial instruction is hidden. It must be memorized to implement. Otherwise, the Shade window size must be reduced in order to see the instructions. The solution, of course, was to reduce the size of the four-view window so the tutorial could be viewed simultaneously.

Well, eventually, I modeled (created) my first object: a table, Fig. 3. It is simply a disk, extruded, a small rectangle extruded (leg) which is copied and moved three times. I imported the table into Poser, gave it color, texture, and fancy lighting, and rendered (colored) it. In iPhoto I converted it to B&W for this review. Note: The model can also be rendered in Shade.

Overall, I am happy with the program. Glancing through the rest of the tutorial and into the User Guide, I can see that this program has myriad possibilities.

The *Shade 8* installation is 923.4 MB.

On the install disk there is a program called ShadeGrid. This allows more than one computer at a time to run the rendering (creating graphics in color) of a graphics job to speed up the process. This is the way Hollywood does it!

Shade 8, \$149.99)

e frontier

5615 Scotts Valley Dr., Ste. 210

Scotts Valley, CA 95066

## January 2006 General Meeting

By Bob Jarecke, VP for Membership


### Macworld 2006 Revisited!

January's general meeting was held on the customary fourth Saturday of the month, and for the second time, we used the spacious, fully equipped facilities of the Microsoft Innovation & Technology Center in Reston, VA. We had a good showing of nearly one hundred attendees. Pat



**Figure 1** - A large crowd turned out at the Microsoft Innovation and Technology Center in Reston, VA, to hear about Macworld San Francisco 2006. John McDonnell, of the Apple store in Tyson's Corner, reviewed the major introductions at the show.

Fauquet, VP for Programs, introduced the event with her impressions and photos of the annual gathering in San Francisco. John Barnes added his take on the experience. Finally, John McDonnell, from the Tyson's Corner Apple Store, gave us a thorough presentation on some of the more important offerings from Apple introduced at this year's Macworld SF. We closed the event with our first raffle that spanned two meetings with a much sought after main prize of a 1GB iPod shuffle with accompanying accessories.



**Figure 2** - While John McDonnell talks at the lectern, the presentation is captured by an iBook and a PowerBook each using an iSight camera. This allows you to do immersive video, and the result will be the forthcoming film, "Crouching Tiger, Hidden Intel."

### MW '06 - two perspectives

Before Pat introduced the main speaker, she commented on myriad photos from the San Francisco event. The digital pictures helped me, and probably others, gain a better perspective of this legendary confab. Pat thanked Kevin Adler, Len Adler's son, who works for Microsoft, as he is directly responsible for our gaining access to the excellent facilities in Reston. Pat also pointed out that Apple and Microsoft have a good relationship, and that Microsoft has just recommitted to



**Figure 3** - One meeting attendee had this innovative portable computer. Battery powered, it accepted hand-written notes using the stylus, shown in a holder located right on the computer. What a wonderful idea!

supporting MS Office for the Mac for five more years.

Pat then sparingly covered some of the new software and hardware offerings by Apple. Her demonstration highlighted some of the stronger aspects of the iLife '06 applications. I was particularly interested in the new iWeb application and she presented just enough to whet my appetite.

Overall Pat had many good things to say about Macworld. Although she had to leave Macworld early due to a family situation, she did have a chance to shake Steve Job's hand, and in so doing, she confided, it is one of the few times she has been left speechless.

Pat then took a moment to explain what was on this month's Pi Fillings CD, and she even included the Macworld slideshow she had just finished showing us. She also promoted the new Mac "mini meetings" the Pi is presenting at the Tyson's Apple Store; check the Pi calendar for future meetings.

John Barnes, as Pi president, took a few moments to cover his Macworld experience. After three successive years of attending, this time he chose to concentrate on the educational offerings involved with the event. He maximized his participation by attending some interesting and far-reaching workshops and demonstrations, and he recommended these opportunities to all.

### Club Announcements

John then spoke about the next most important event for the Pi, the upcoming annual election held in May. We will be electing five new members of the Board of Directors who will serve three-year terms. He emphasized the importance of this election and the genuine need for members to come forward and offer their time and talent. John will be an outgoing member of the Board of Directors and as such, will be free to serve as the head of the Election Committee.

And, as a final item, John pointed out the newly opened electronic Pi Store that is offering a promotional saving on all memberships purchased on the electronic store until April 15th. He encouraged everyone to check it out by going

to the Pi Web site (<http://www.wap.org>) and clicking on the "Join us." link. There is money to be saved!

## MW '06 - Apple's Announcements

Our main speaker, John McDonnell, from the Tyson's Apple Store, gave us a Keynote presentation that provided deeper insights into Apple's new offerings at Macworld. John took up where Pat left off and expounded on the new and clever features of iLife '06 applications. He also covered in fine detail the new features of the upgraded applications in iWork '06. Apple's Pages application, for example, is becoming a powerhouse word processor with the addition of many features such as the ability to add fully capable spreadsheet tables to documents.

The briefing consisted of the usual Apple promotional slides, but it was John's commentary that put the meat on the bones of the visuals. He took many questions throughout the talk. Where he lacked answers (or felt compelled not to answer), others in the audience frequently filled in.

Many attendees were eager to hear in greater detail about the Intel Core Duo Macs that were officially announced just two weeks prior.



**Figure 4** - The January 2006 meeting had a fair collection of "loot" available for a fund-raising raffle and the end of meeting drawing.

John did his best to feed the interest and we all came away with a better sense of what to expect from these new machines and what Apple will

be doing to the rest of the product line before the year is over. There are a lot of changes in the works and probably a few surprises too.

## Grand Raffle and Door Prize Winners

We closed out the meeting with the door prizes and a Grand Raffle for a 1GB iPod shuffle that included several iPod accessories. A set of iPod speakers comprised a second part of the raffle, so there were going to be two lucky winners. The latter set of prizes were donated to the Pi by Doc Mac (Bob Levitus) when he made his presentation last September and the value of the Grand Raffle was estimated to be well over \$200. Subsequently, a lot of people bought tickets and held them close to the chest.

But before we could end the suspense, we drew the door prize winners. There were prizes ranging from T-shirts to books to Ben and Jerry coupons. The member winners were Georgia Sadler, David Granite, Clifton Bailey, Nancy Seferian, Lew Norman, Pat Fauquet, Jim Diamond, Jim Hartneady, Charles Poor, Ron Green, and Richard Allen. Three prizes went to nonmembers and a word of encouragement was voiced about having them join the Pi.

At long last, we drew two names "from the hat" for the Grand Raffle prizes. The first name selected was member Jon Bernstein; on his way up to claim the 1GB iPod shuffle and accessories, he picked the name of Jamie MacDonald, who joined him at the prize table for pictures. This raffle proved to be popular and in time, we hope to offer additional raffles that will prove valuable for the membership.

Once again, mutual efforts by Pi members produced an enjoyable and enlightening meeting with plenty of good Mac camaraderie. February's meeting should be equally educational and we hope everyone can make it out to Reston again.

# Special Interest Groups

## Graphic Arts SIG

John Barnes filled in for Dick Sanderson at the Graphics Arts SIG's February 11 meeting, which took place at Mac Business Solutions from 10 am to noon.

John invited members to bring their cameras along and to discuss the features that they liked and disliked about them. This led to a fairly lively series of discussions. The guiding theme, which John picked up from Derrick Story at Mac World is "The best camera is the one that is there when you take your favorite photo." The everyday cameras that SIG members showed shared the virtues of light weight and compactness. Other features that people sought were compatibility of recording media, zoom range, and optical vs LCD viewfinders.

John brought three cameras ranging from a Olympus C5050, to a Minolta A2, to an Olympus E500 with interchangeable lenses. He described where each of these fits into the scheme of his picture taking and noted that all three see use in one context or another

Dick Sanderson has been obliged to step aside from the SIG in order to attend to family commitments, so that the SIG again finds itself without a leader. There is no shortage of topics and opportunities, but there is a strong need for an individual who can assume responsibility for organizing the schedule and coordinating the necessary administrative arrangements. These include arranging for meeting space, following up with potential presenters, sending out e-mail notices

## Retired SIG Regenerated

*submitted by Bob Jarecke and Len Adler*

The Retired SIG sprung back to life on Thursday, February 23rd. We were enlightened about the use of Apple's iSight camera in conjunction with the iChat application. Len Adler and Bob Jarecke

hosted the event at the Pi Clubhouse in Rockville.

Our demonstration of the Firewire iSight camera was not without some technical problems, since both users were using the same high-speed connection to the Internet. The attendees, eleven in number, did get to see how it works, and once we switched to the closed Bonjour network, the performance improved dramatically.

Many of us were curious about the use of iSight and how it can be used to have more frequent visits with children and grandkids. The moderators provided several real life stories on the use of iSight cameras. Compatibility with PC systems and cameras was also addressed with Bob telling of how his daughter-in-law connects with her family in France.

The question of the name of the Special Interest Group was raised and although the Retired SIG may not be the best name, until a better one is suggested, it will continue as is. Essentially, this group consists of users who are available and would like to share how their computers are used. Those who attended signed a list so that they will be able to network.

Next month, we will meet at 1:00 p.m. on Thursday, March 23rd again at the WAPi office. Len Adler promised to have a live demo of iSight with his daughter in San Antonio. The primary topic is to compare how we use our Macs, operating system preferences, and any tips and tricks to share.

## Reinventing the iMovie SIG

The spark plugs behind the Pi's SIG supporting digital video interests have moved on to other pursuits. We are therefore searching for people who have a strong interest in working with digital video and related subjects to form a new SIG. The scope of the SIG, its meeting times, meeting locations, and other matters will be in the hands of the SIG members.

Please e-mail [president@wap.org](mailto:president@wap.org) if you

## Club Notices

### Officers and Board of Directors

President—John Barnes, [president@wap.org](mailto:president@wap.org)  
Secretary—Cynthia Cole, [secretary@wap.org](mailto:secretary@wap.org)  
Treasurer—Dick Rucker, [treasurer@wap.org](mailto:treasurer@wap.org)  
VP Programs—Pat Fauquet, [vpprograms@wap.org](mailto:vpprograms@wap.org)  
VP Volunteer Services—Jim Little, [vpvolunteers@wap.org](mailto:vpvolunteers@wap.org)  
VP Publicity—Thomas Carlson, [vppublicity@wap.org](mailto:vppublicity@wap.org)  
VP Membership—Bob Jarecke, [vpmembership@wap.org](mailto:vpmembership@wap.org)

### Directors

William (Bill) Bailey, [wbailey3@cox.net](mailto:wbailey3@cox.net)  
Craig Contardi, [craig.contardi@wap.org](mailto:craig.contardi@wap.org)  
Bill Diffley, [bdiff@mac.com](mailto:bdiff@mac.com)  
Nancy Little, [nancy.little@wap.org](mailto:nancy.little@wap.org)  
Gabriel Roth, [roths@earthlink.net](mailto:roths@earthlink.net)  
Stefan Shrier, [shrier@acm.org](mailto:shrier@acm.org)  
Brent Malcolm, [brent.malcolm@wap.org](mailto:brent.malcolm@wap.org)  
1 Vacant seat (term ending 2008)

### Volunteers

Telecommunications Committee Chair — Paul Schlosser — [pauls@wap.org](mailto:pauls@wap.org)  
Webmaster — Lawrence Charters — [webmaster@wap.org](mailto:webmaster@wap.org)  
Mac Editor, Review Editor — Lawrence Charters— [maceditor@wap.org](mailto:maceditor@wap.org)  
Tuesday Night Clinic — Jim Ritz — [jim.ritz@wap.org](mailto:jim.ritz@wap.org)  
Calendar Editor — David Harris — [david.harris@wap.org](mailto:david.harris@wap.org)

This issue of the *Washington Apple Pi Journal* was created on a dual processor 2 GHz Power Mac G5 with 4.5 GB RAM and two displays. Articles were edited and laid out with Adobe InDesign CS2. The principal typeface is Palatino (10/12) for the articles; and Helvetica Bold for headlines, subheads, and emphasis.

**Cover Design:** The WAP Journal cover design was created by Ann Aiken in collaboration with Nancy Seferian. The Capitol artwork was illustrated by

## Contacting Washington Apple Pi

Contact: Washington Apple Pi, Ltd., 12022 Parklawn Drive, Rockville, MD 20852. Business Office: (301) 984-0300 [Answering machine]  
Web address: [www.wap.org](http://www.wap.org)  
e-mail address: [office@wap.org](mailto:office@wap.org)

**Office hours:** You should not expect to find anyone at the office except as otherwise noted. Please check the listings for “Volunteer Days” at [calendar.wap.org](http://calendar.wap.org). These sessions are scheduled for several times per month to make best use of limited numbers of volunteer office workers.

**Clinic Night** - Tues. 7-9 pm

**Please leave messages on the answering machine at 301-984-0300.** This is an automated system that allows our volunteers to quickly respond to your needs without having to actually sit in the office.

We will try to put an appropriate message on the answering machine if we have to cancel an activity.

## Copyright Notice

© COPYRIGHT 2006, by WAP, Washington Apple Pi, Ltd. Anyone wishing to reprint material from this publication must first obtain permission. such requests may be sent by e-mail to [maceditor@wap.org](mailto:maceditor@wap.org) or by postal mail to the Pi office care of “WAP Journal Editor.” When reprinting any portion of the contents herein, proper author, title, and publication credits must be given. A copy of the article as printed must be sent to Washington Apple Pi; 12022 Parklawn

Carol O’Connor for One Mile Up, which donated it for use on our cover.



# Tutorials

## Dreamweaver - 2 session series

Instructor: Sheri German

Schedule - by Arrangement between Instructor and Students

Cost - \$50 per session for Pi members, \$100 for others.

Prerequisite: Intermediate Macintosh skills.

Enrollment - Send e-mail to

[sheri.german@verizon.net](mailto:sheri.german@verizon.net)

Session 1 - Long considered the industry standard for visual web page editors, Dreamweaver is a deep, feature-packed program. This class will introduce students to the interface, teach them to define and organize a site, and guide them through the creation of a table-based layout that uses Cascading Style Sheets for all design and presentational elements.

Session 2- This second level course will take students deeper into the productivity features of Dreamweaver, such as templates, libraries, behaviors, assets, snippets, and extensions. We will continue work on our CSS table-based layouts and turn them into templates that will form the basis of a complete site.

**We Expect to offer this course during the Month of May**

## Mac OS X Driving School

Prerequisites: Pi membership, demonstrable intermediate to advanced Mac OS X skills.

Cost: To be Determined.

Schedule: To be arranged with students

Instructors: John Barnes, Bob Jarecke, Nancy Little

This is an experimental course intended to help people who are intermediate to proficient in the Mac skills gain full mastery over the Mac OS X user interface and applications that run under it.

Learn how to stay on the track and avoid crashing and burning as you speed through cyberspace. The course seeks to provide users with tools that they can use to expand their knowledge rather than recipes for repetitive tasks.

Most users need to improve their visual

awareness and awaken their curiosity if they are to feel comfortable in the driver's seat. Good reflexes are also a must.

This course seeks to foster self-reliance through fundamental understanding of the file system, customization of the GUI, use of help resources, backup techniques, structured approaches to troubleshooting, and more.

**We hope to start this Course near the beginning of April.**

## Preregistration

If you are interested send an e-mail to our new tutorials coordinator at [tutorials.wap.org](mailto:tutorials.wap.org) to be placed on the contact list. We will then try to work out a schedule that suits both the students and the instructor.

## Special Interest Groups

Be sure to check the WAP calendar at [calendar.wap.org](http://calendar.wap.org) for meeting locations, times, and dates.

**AOL** - John Barnes (301) 652-0667 [JDBarnes@aol.com](mailto:JDBarnes@aol.com)

**Apple IIGS** - Lorin Evans [lorin.evans@wap.org](mailto:lorin.evans@wap.org)

**Graphic Arts** - [www.wap.org/gasig](http://www.wap.org/gasig)

**iLife** - Vacant

**Mac Programmers** - Aaron Burghart

**Power Users** - [www.wap.org/power](http://www.wap.org/power)

**Retired Persons** - [www.wap.org/retired](http://www.wap.org/retired)

**Apple III** - David Ottalini (301) 681-6136, [dave.ottalini@wap.org](mailto:dave.ottalini@wap.org)

## SIGs Needing Fresh Spark Plugs

**AOL, Educators, Excel, Genealogy, QuickTime, Music, Graphics Arts, iMovie, Teen**

If you have a special interest that would seem to warrant formation of a new SIG please send E-mail to [president@wap.org](mailto:president@wap.org).


# macUpgrades

## Hours:

Mon 10 to 6    Tue 10 to 8  
Wed 10 to 6    Thu 10 to 8  
Fri 10 to 5    Sat 10 to 4

Phone: (301) 907-0300  
Fax: (301) 907-9335  
Web: [www.macupgrades.com](http://www.macupgrades.com)  
E-mail [info@macupgrades.com](mailto:info@macupgrades.com)

6931 Arlington Road, Suite A  
Bethesda, MD 20814



Apple  
Specialist

Free parking next to the store. We're only 4 blocks from the Bethesda Metro station. Or, ride the free Bethesda 8 Trolley to Bethesda Avenue and Arlington Road, then walk one block south to macUpgrades.

More than a decade of  
Macintosh Sales, Service,  
and Support Excellence!

## Classified Ads

E-mail to [office@wap.org](mailto:office@wap.org) for rates and regulations. Pi members may place ads up to 25 words in length free of charge.

### Products

- **Mathematical Software** - MLAB provides advanced curve fitting, numerical solutions to non-linear ordinary differential equations, linear algebra, graphics, statistics, and more, from a simple, scriptable command line interface. Further details from [www.civilized.com](http://www.civilized.com).

### Services

- **Mac Hardware, software, networks & training.** Apple factory trained & A+ Certified. Marchetti Associates LLC. 301-404-2210 or [phil@marchettiassociates.com](mailto:phil@marchettiassociates.com).

- **Macintosh House Calls - Upgrades, Repairs, Tutoring.** Contact John Barnes at 301-652-0667 or [jdbscience@mac.com](mailto:jdbscience@mac.com). Discount for Pi members.

- **Law Offices of Richard S. Sternberg**  
<http://www.MetroWashingtonLaw.com/> (202) 530-0100

## Your Free member Ad Belongs Here!

### Credits for Illustrations

Front Cover decorations, IFC and Page 1 - Illustrator art by Monika Zakrzewska  
Page 5 - Line art by Bob Jarecke  
Pages 10,11 - Dick Sanderson  
Page 12- John Barnes  
Pages 16-18, 26, 27 - Lawrence Charters



## High speed, high reliability internet services (founded 1987)

### **High speed T1 services for businesses, associations, and government**

- Full, unshared internet bandwidth
- Far more reliable than DSL
- 24/7 monitoring and repair service
- Full bandwidth reports updated every 5 minutes
- Combine multiple T1s to increase bandwidth and reliability

HIS T1s provide unrestricted use of bandwidth – 1.5 megabits in each direction (to and from the internet), and connect directly to our backbone facility collocated with AT&T in Washington, DC for high reliability and low latency to all parts of the internet. Circuits are monitored continuously, 24/7, to respond immediately at the first sign of trouble. T1 circuits rarely go down, and when they do, mean time to repair is 4 hours (vs. 24 hours for DSL). We provide as much IP space as you need, as well as DNS services for your domains. HIS T1s are suitable for organizations running their own web, FTP or other servers, and will not bog down under heavy load the way a DSL connection can. Contact HIS at 301-255-0500, option 1, or [sales@his.com](mailto:sales@his.com), for a price and installation date quote (you'll be surprised how low the cost is).

### **Outsourced email services**

- POP3, IMAP and webmail access
- SSL for secure mail pickup
- 24/7 monitoring
- Phone and email support
- Gigantic mailboxes: 30 megabytes standard (75 megabyte Superboxes available)
- Postini virus and spam filtering

Many businesses and trade associations have outsourced their email operation to HIS for convenience, cost savings, support, reliability, and for spam and virus filtering. Contact HIS at 301-255-0500, option 1, or [sales@his.com](mailto:sales@his.com), for more information.

# Absolute MAC

The Area's #1 Apple Service Provider

**Great Service**

**Great Prices**

**Great Stock**



Apple Specialist

OPEN EVERYDAY!

**[www.absmac.com](http://www.absmac.com)**

10-6 Mon-Sat, 12-5 Sundays

**(301) 417-0600**

---

**Washington Apple Pi, Ltd.**

12022 Parklawn Drive

Rockville, MD 20852

Periodical  
Postage rates  
paid at  
Rockville, MD