

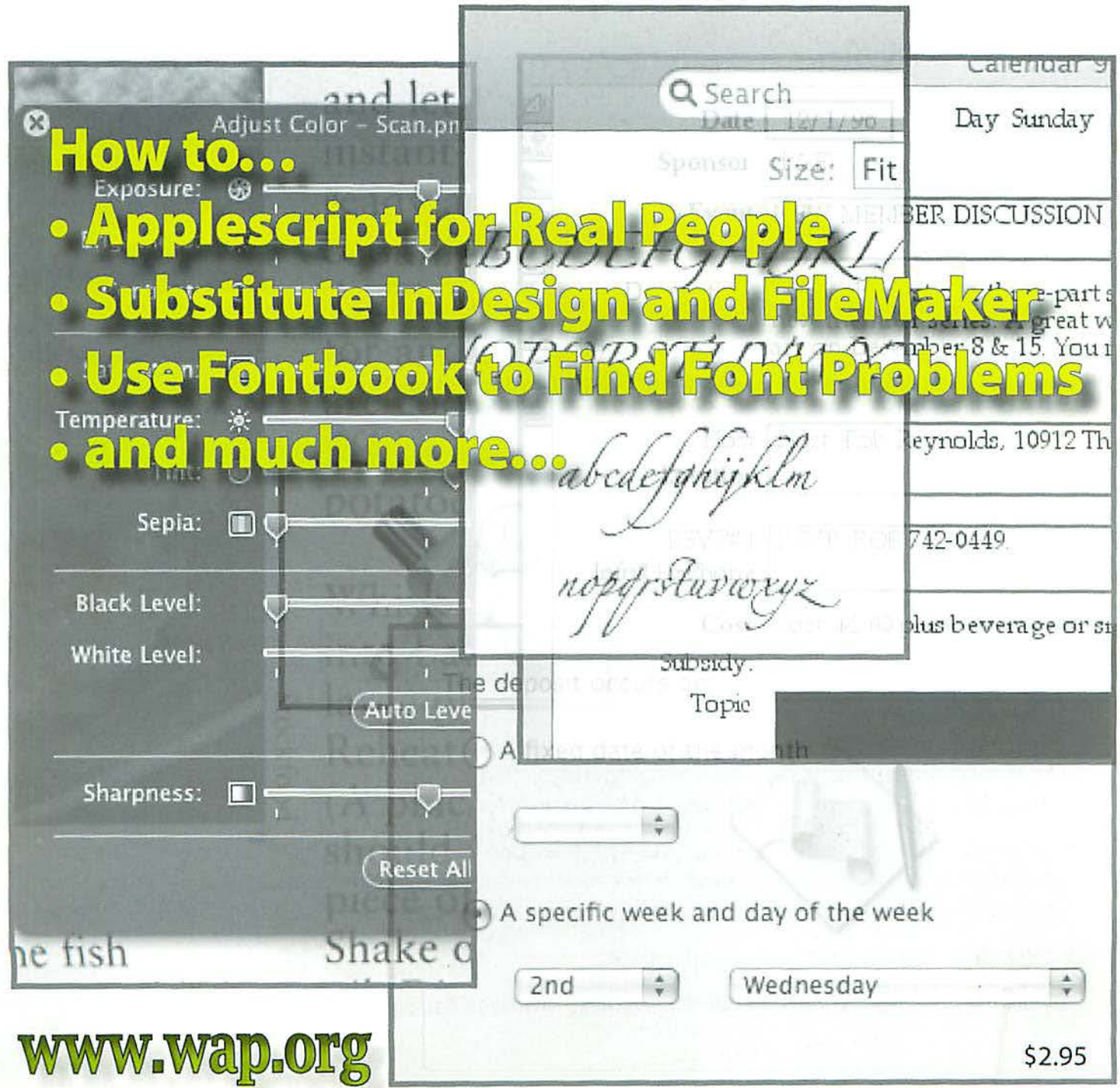


Washington Apple Pi Journal

A Journal for Macintosh Computer Users

How to...

- Applescript for Real People
- Substitute InDesign and FileMaker
- Use Fontbook to Find Font Problems
- and much more...



Washington Apple Pi Meetings

July 2008 General Meeting

July 26, 9:30 a.m., Luther Jackson Middle School

Little Apps I Love!

This month's meeting is going to be chock-full of discoveries with several presenters sharing some of their favorite little apps (applications) or widgets with you. Also featured: genealogy on the Mac. Come, watch and learn!

There are tens of thousands of really cool third-party programs available. Learn how to find them yourself, discover new ways to do neat things, enhance your computing productivity, or express your creativity in new ways. There is no doubt the Mac can help you be productive but it can be fun too!

After exploring little apps, Dick Nugent, a long time Pi member, will guide us through doing family genealogy on the Mac. He will continue in the Genealogy SIG with a demonstration of the popular Mac genealogy software, Reunion.

As we have for thirty years, we will start with our legendary Q & A session, followed by Pi business. Kitty's Coffee Break will reenergize everyone for the main presentations. We will close with a short Town Hall meeting where your questions or comments for the leadership will be taken. Then comes lunch!

The afternoon is reserved for three Special Interest Group meetings. The Beginners SIG, the iLife SIG and the rejuvenated Genealogy SIG provide opportunity for more focused attention, so bring your questions and your projects to share with the others.

August 2008 General Meeting

August 23, 9:30 a.m., Luther Jackson Middle School

Images - From Capture to Presentation

So you can take photos with your digital camera, but now what? This month's meeting travels through the beginning, middle and end steps to producing great digital images.

Lawrence Charters will talk about taking the right shot, getting it loaded on your Mac and massaging the image to make it a work of art. Ed Miller will show his techniques on how to shoot in darker settings to produce some great images. Frank Midgley, creator of MacOSaiX, a software package that creates a mosaic from a collection of images, will demonstrate this cool application.

Our meeting will start with Pi Business and then transition into the first segment on images. We will break to have a cup of Joe and stretch and then continue with the remainder of the image presentation. We will end with a Question & Answer session focused on the meeting's theme — images.

After lunch, three SIG meetings will take place.

Check the Pi Web site for greater details on these meetings. See you there!

Need to renew
your membership?

Use the application
form on page 45!

the
pi
the
pi

<http://www.wap.org>

WAP Officers

President Bob Jarecke
president@wap.org

Treasurer Gabriel Roth
treasurer@wap.org

VP Membership Mike Schneible
vpmembership@wap.org

VP Programs Pat Fauquet
vpprograms@wap.org

VP Publicity Thomas Carlson
vppublicity@wap.org

VP Volunteer Services Jonathan Bernstein
vpvolunteers@wap.org

Secretary Gordon Nord
secretary@wap.org

Editorial Staff

Editor Lawrence I. Charters
maceditor@wap.org

Design & Production Editor Nora Korc
nora.korc@wap.org

Photo Editor Richard Sanderson
richard@sandersoncomputer.com

Principal Copy Editor Patsy Chick
patsychick@verizon.net

Copy Editor William (Bill) Bailey
wbailey@cox.net

Deadlines

Writers' submissions and ad copy:
September–October 2008 — July 15
November–December — September 15

Copyright Notice

© COPYRIGHT 2008, by WAP, Washington Apple Pi, Ltd.
Anyone wishing to reprint material from this publication must first obtain permission. Such requests may be sent by E-mail to maceditor@wap.org or by postal mail to the Pi office care of "Washington Apple Pi Journal Editor." When reprinting any portion of the contents herein, proper author, title, and publication credits must be given. A copy of the article as printed must be sent to Washington Apple Pi, 12022 Parklawn Drive, Rockville, MD 20852.

Postal Information

Washington Apple Pi Journal (ISSN 1056-7682) is published bi-monthly by Washington Apple Pi, Ltd., 12022 Parklawn Drive, Rockville, MD 20852. Periodical postage paid at Rockville, MD and at additional mailing offices. Phone: 301/984-0300.
Annual membership dues for Washington Apple Pi, Ltd. are \$49; of this amount \$18 is for a subscription to the *Washington Apple Pi Journal*. Subscriptions are not available without membership.

Postmaster:




Send address changes to Washington Apple Pi, Ltd., 12022 Parklawn Drive, Rockville, MD 20852.
Change of Address should reach us 60 days in advance of the move to ensure that your Journals continue uninterrupted.

Contacting Washington Apple Pi

Washington Apple Pi, Ltd.
12022 Parklawn Drive
Rockville, MD 20852
Business Office: 301/984-0300 [message]

Web address: <http://www.wap.org>
E-mail address: office@wap.org

Table of Contents

6		
		10
		19

Articles

- 6** Applescript for Real People
By Lawrence I. Charters
- 9** *Professional Design Techniques with Adobe Creative Suite 3:*
A Review
By Nora Korc
- 10** JAPAN! Culture + Hyper Culture
Laptop Concert and Robots
By Vernice Christian
- 15** Truly Great And Truly Economical
Substitutes
By Joe Belotte
- 19** Using *Font Book* to Find Font
Problems
By Lawrence I. Charters
- 22** Building a Check Register in
REALbasic: Part 7
By Brent Malcolm
- 28** Scanning using *Image Capture*
and *Preview*
By Bill Kingsley

Front Cover

"How to..." Screenshot collage by Nora Korc
Cover Design: Lawrence I. Charters and Nora Korc

Inside Front Cover


Pi Meetings

Inside Back Cover

Heller Information Services

Club Stuff

- 4** Letter to the Editor
- 5** President's Page:
Pieces of the Pi
By Bob Jarecke
- 30** The Best of the TCS – Late Spring
2008
By Bob Jarecke and Dick Rucker
- 33** Mac Masters — A Short Review
By Bob Jarecke
- 34** April General Meeting:
Expert Preview of *Photoshop
Elements 6*
By Richard Allen
- 37** May General Meeting:
Mac Masters Extended
By Bob Jarecke
- 38** The Little Guys Won!
By 2008 Tom Carlson
- 39** Time and Talent: Need Some
By Bob Jarecke
- 42** May 2008 Retired SIG
"Mastering your Mac"
By Len Adler
- 43** April Graphic Arts SIG Meeting
By Vernice Christian
- 44** May 2008 Graphic Arts SIG Meeting
By Vernice Christian
- 46** Opportunities
- 48** Classifieds



Volume 30, No. 4

Wanted!



Pi Reporter being sought!

Huge Reward being offered: responsible person is being asked to come forward.

If you have basic writing skills and want to contribute to the *Journal*, contact the Pi immediately!

Call 301.984.0300

Email: office@wap.org

Letter to the Editor

The May-June 2008 *Journal* article by Lawrence Charters about the \$18 Million Mac caught my eye, because he would probably rate my wife's favorite computer in the million-dollar white elephant category. More likely he would give it a current value of about \$0.12, as he did for the Pi member's computer which inspired his article.

My wife has a MacBook, about a year and a half old, with the latest version of Leopard installed. She has learned to send and receive e-mails and she visits certain Web sites regularly; she orders books from Amazon and B & N online; and she orders other items from various catalogs, which seem to fill our mail-box every day. But she still spends most of her computer time on her circa 1990 Mac SE/30, and she would certainly disagree with Lawrence's dictum that "there comes a time when even the most durable machine is best kept as a memory rather than as a working device." She no doubt would consider an offer to buy it in the million-dollar range, but certainly reject the idea that it's only worth \$0.12.

The reason is simple. Most of her computer work does not require an Internet connection.

The only applications she has on the SE are MS Word (version 5.1a) and Excel (version 3.00), though there is a nice collection of fonts and the ImageWriter II does a good job of printing. The Mac OS is 7.5.5. The full-sized keyboard is considerably easier to use than that on the MacBook, and the entire setup fits neatly on her desk without taking up much room. And believe it or not, though printer cartridges for the ImageWriter do not seem to be available in stores, they can be easily found on the Internet (using one of the other computers, of course).

We have a large number of floppy disks, and I have a floppy disk reader which plugs into our newer Macs, so if we have to transfer files we can easily do so.

The phrase "If it ain't broke, don't fix it" comes to mind. But let's just agree with Lawrence that "Yes, we know that Macs are wonderful, and one of the things that makes them wonderful is that they continue to function for a very long time."

Dan Wages

We couldn't agree more, Dan. You are using a modern Mac for electronic commerce and Web surfing, and the clean and compact SE/30 for more prosaic purposes. The trouble comes when people exhaust themselves trying to use technology from the 1980s or 1990s to do 21st century tasks.

— Editor

Pieces of the Pi

By Bob Jarecke

Since my scribbblings of two months ago, there has been some progress made on a few items on the Pi's evolving agenda. The status of the most pressing issues is listed below.



Elections – May '08

The Pi annual corporate elections were held and three new Board members will begin three-year terms. The nominees were elected by 14% of the membership, about the usual turnout. Thanks to all for voting.

When the Board of Directors next convenes, Jay Castillo, Larry Kerschberg, and Richard Orlin will join the ranks of the Pi leadership. Congratulations to each of them.

Leaving the Board after years of service will be Bill Bailey, Travis Good, and Gabriel Roth. Each has been an involved and productive board member, and their service, as Directors, will be missed. Thanks to each of them.

Finally, three other Board members whose terms also expired have agreed to be nominated to serve again. The new Board will make it the first order of business to vote their return to this august body. Thanks to each of them, too.

Mac Masters Seminar – May '08

Our first attempt at promoting and producing a full-fledged tutorial event was a modest success. I judge this to be the case based on several positive post-event comments. I think it is fair to state the attendees left invigorated and ready to use lessons learned.

As for other lessons learned, we, the planners, have sat down and pondered what we could have done differently to bring in a larger, more diverse group of attendees. While the financial hit we took was not huge, it still smarts a little to come out on the short end of the deal.

As you read this Journal, you will find a short review of the event. One thing the article states is that we are seeking feedback from everyone about the event. If you attended, we will want to know what you disliked and would like to see in future such events. If you were interested but did not attend, we need to know why you chose to pass on this training opportunity. For the rest of you, any comments on such an event would also be valued. Simply send an email to office@wap.org with a Subject of Mac Masters. Thanks.

Revisionist Pi – Ongoing

As reported in the last Journal, changes are planned for what the Pi Board of Directors is to do and, more importantly, a working committee is being created to be administrators. In that May message, the group was referred to as the Operations Committee, but subsequent study of corporate board structures revealed that while these types of committees exist, they are more aptly named the Management Committee (MC). The Board felt the moniker more appropriate as it better fits the purpose and function of our committee. So it is: long live the Management Committee!

Who makes up the Management Committee?

There are currently four MC members: Tom Carlson, Travis Good, Brent Malcolm and yours truly. Of note, Travis just left the Board of Directors and yet chooses to still participate as an integral member of the MC. He has just defined another way to serve without being a Director on the Board.

What are the responsibilities of the Management Committee?

The starting point is a comprehensive list of the many tasks and responsibilities associated with keeping the Pi's doors open for business and fulfilling promised benefits and services. On that list are a number of administrative duties, organizing and coordinating tasks, as well as management functions that frequently need attention. The MC has been instituted to ensure operational functions do not languish; thus members' needs are met. Believe it or not, the Pi is a complex organization in need of skillful management, constant communication and collegial cooperation. The Management Committee will be tasked with management oversight and bridging any gaps between various operational areas. A final point: those who serve on this committee will change over time and we will be looking for other members who have a demonstrable passion to get things done in the Pi.

So... if you thought the Pi is just a bunch of Mac enthusiasts who hang out, help one another, and enjoy relating stories about their Apple tools and toys, well you are partially right! I hope you can see it also as an entity that takes a concerted effort to keep operating. Dedicated help, apply within!



AppleScript for Real People

© 2008 Lawrence I. Charters

**You don't
need to know
anything
about
programming.
Life can be so
much better
if you simply
use what
Apple has
thoughtfully
already
provided.**

Few Mac users say that they wish to know how to program. Many use their Macs for writing E-mail, sending photos to relatives and similar tasks; who needs to know how to program? They think they understand their E-mail package, they are comfortable using a Web browser, and are comfortable in basic maintenance tasks. Beyond that, they claim to have no particular expertise.

These are *precisely* the people who should learn about AppleScript. You don't need to know anything about programming. Life can be so much better if you simply use what Apple has thoughtfully already provided.

What is AppleScript?

AppleScript is Apple's scripting language; the name alone seems to make this self-evident. But if you aren't a Hollywood scriptwriter, what does that mean? AppleScript was designed to allow applications to talk to other applications using a precisely defined and limited vocabulary. Apple provides dozens of pre-written scripts that can do everything from print *iTunes* album covers to import names into *Address Book*. This article will concentrate on one set of scripts to do a common task: renaming files.

Say, for example, you regularly work with photos and these photos have strange and non-descrip-

tive names. You need to rename these images to something that is more useful and more descriptive, but renaming "IMG_0296.JPG" into "picnic20080515.jpg," over and over again, can easily turn your mind into mush, and trigger carpal tunnel syndrome. (See Figure 1.)

Fortunately for everyone except your surgeon and psychiatrist, AppleScript handles this with ease. Inside your Applications > AppleScript directory is AppleScript Utility. Launch AppleScript Utility, and check the box that says "Show Script menu in menu bar." Then quit, and put everything back the way it was before.

What happened? You now have a new icon in your menu bar that looks like a scroll. Select this menu item, and a drop-down list reveals dozens of scripts to do all kinds of things. Since we are interested in eliminating the tedious task of remaining files, we are interested in the fourth item down, Finder Scripts. (See Figure 2.)

For renaming photos, we first open a directory of photos that we want to rename. We then select the script called "Replace Text in Item Names."

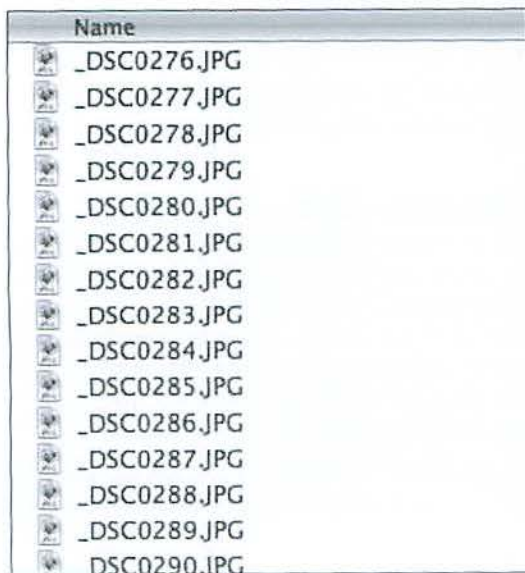


Figure 1:
An entire directory full of digital photos with odd names and no indication of what the subject might be.

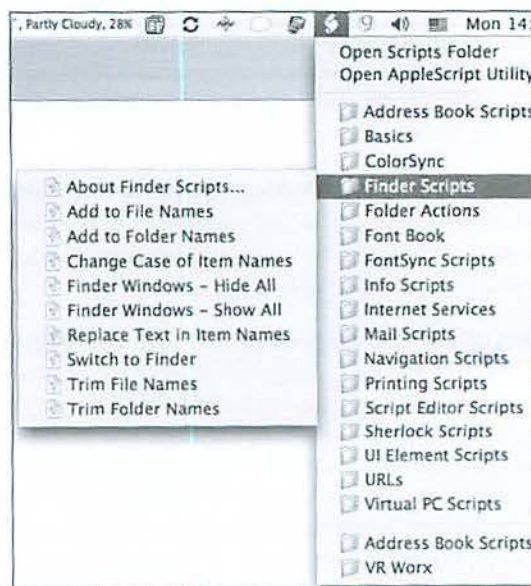


Figure 2:
Select Finder Scripts from the AppleScript menu and you'll see a selection of very useful scripts for doing routine actions.

Once selected, a dialogue box pops up, asking if we want to search and replace File Names, Folder Names, or Both. Since we are interested in changing photos, which are files, we select File Names. (See Figure 3.)

In our sample, the photos are named “_DSC-00something.JPG.” An underscore is a terrible thing to have in a file name as, among other things, it upsets alphabetic sorting. So we want to replace the underscore, replace the “DSC” prefix added by the camera, and replace the superfluous zeros. We do want to keep the numbers at the end, plus the .jpg file extension. So we enter the text we wish to search for as “_DSC0,” as shown in Figure 4.

As for what to enter in its place, you want something more descriptive. In this case, the photographer was named Sanderson, the subject was a Pi general meeting, and it took place in January 2007. Dates sort best if you enter them as year-month, so from this we can construct replacement text: “SandersonGM0701-“ – the hyphen is tossed in to separate the date from the sequence number. (See Figure 5.)

The script next asks you to confirm what you are searching for and what you wish to replace it with; this is a critical step. Pay close attention, or you could replicate a typographical error across dozens, or hundreds, of files. Also, confirm you are working in the correct directory; renaming photos of your grandmother’s birthday party to “dornkegger” could raise some interesting questions. (See Figure 6.)

If everything is fine, press “OK” and your Mac will tirelessly, and effortlessly, renumber tens or dozens or hundreds or thousands of files according to your specifications. This not only can save you incredible amounts of time, but also save your sanity, and possibly prevent surgery for repetitive stress syndrome. (See Figure 7.)

And if you find this script a time saver, note that other scripts can change the case of file names, can add a prefix or suffix to file and folder names, can print out a font sample of all your installed fonts, can create a family tree based on entries in your Address Book, can create Mail messages that look like 1930s ransom notes, and can perform many other useful and sometimes not so useful tasks.

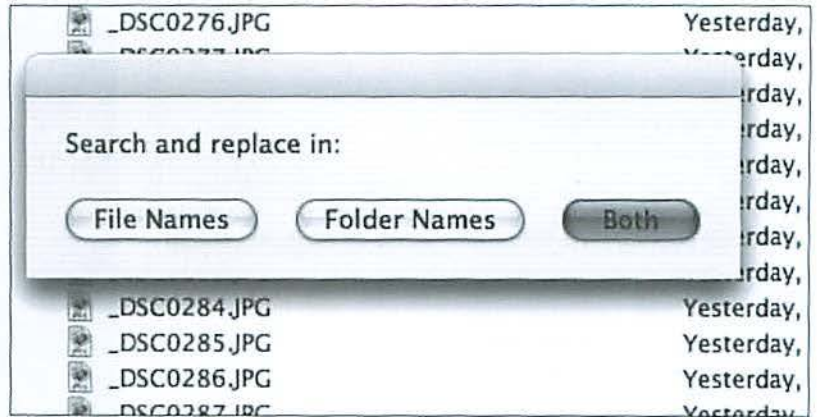


Figure 3: So what will it be: file names, or folder names, or both?

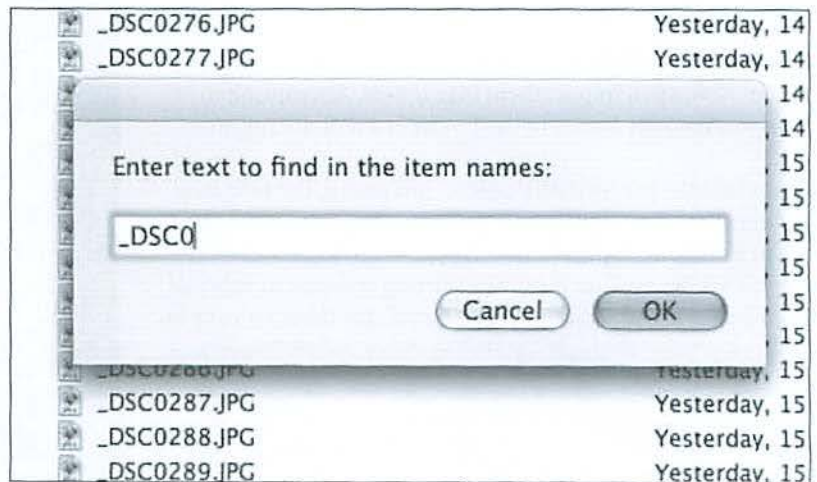


Figure 4: Enter the pattern you wish to replace.

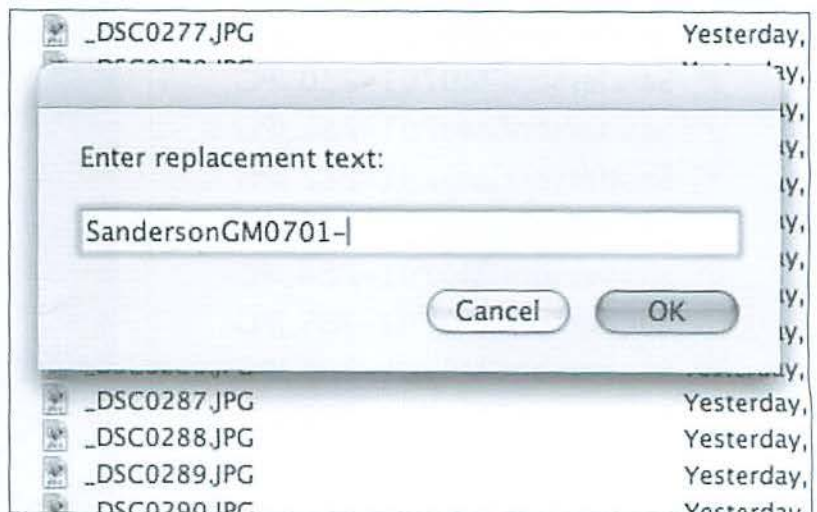


Figure 5: Replace the text with this new, improved, more descriptive text.

Software Tutorial

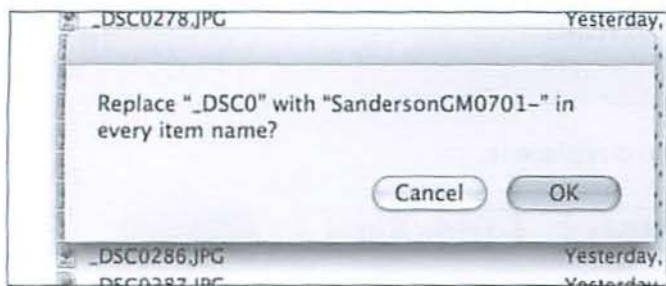


Figure 6:

Do you really want me to replace one string of text with another? If so, press "OK."

Third party developers have also created scripts that will, for example, find *iTunes* files that aren't referenced by any playlist, or find "dead" tracks where the entry is still present but the file is lost.

One word of caution specifically concerning photos: rename photos *before* you import them into *iPhoto*. Attempting to change *iPhoto* file names in the Finder is a definite no-no.

If you find the pre-written AppleScripts useful, the next step, of course, is writing your own. Fortunately, you can use the Script Editor, in Applications > AppleScript, to examine Apple's scripts and use them as a starting point. A number of good books on AppleScript are also available through your local bookstore or through Amazon or other online retailers.

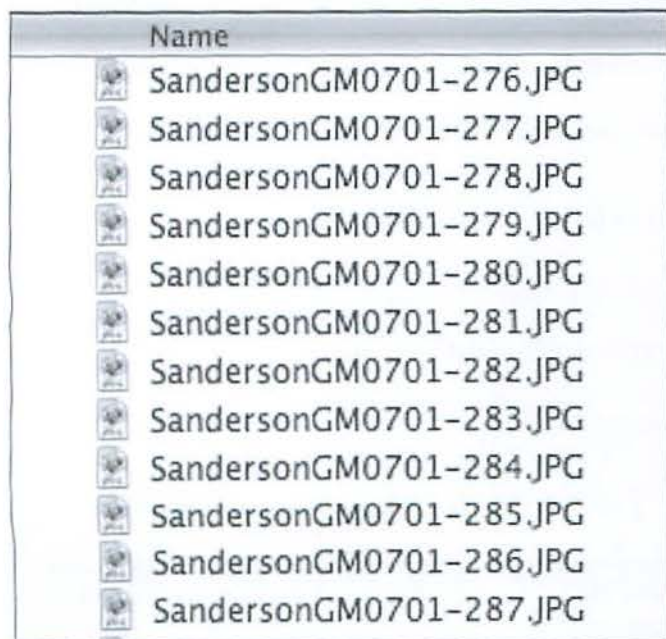


Figure 7:

Success! What were once photos indistinguishable from thousands of other photos now have names both useful and distinctive.



Pi Journal Cover Photo Contest!

We need cool photos for the *Journal* cover! You provide the photo, we pick it, you get a **\$15 iTunes music card**. Here is your chance to show off your photographic skills. Submit your photographic work of art and win the distinction of being on the cover of the *Journal*!

One basic rule: the photo must be a computer-related image. Previous covers can be used as a guide. The more imaginative, the better!

Make sure your images are high resolution shots; this makes for a better printed image. To enter, simply submit your entries via email to **office@wap.org**. Our *Journal* editing staff will be the judges, and due recognition will be given to each winner. Get started today—we are only a few weeks away from the next deadline!

Give us your best shot!

Professional Design Techniques with Adobe Creative Suite 3: A Review

By Nora Korc

Professional Design Techniques with Adobe Creative Suite 3,... is an ambitious reference book that delivers.

Professional Design Techniques with Adobe Creative Suite 3, by Scott Citron, is an ambitious reference book that delivers. The book provides a solid foundation of basic design principles, as well as software tips for beginners to intermediate designers. It provides direction on how to use the Creative Suite CS3 components together, with advice on which tool is best for which job, and tips on how to streamline the production process and how to use color effectively. The book is beautifully illustrated in full color, mostly with the author's photographs and artwork. Full color screenshots taken on a Macintosh reinforce all the tutorials. The book has a companion website at www.peachpit.com/prodesignCS3 where you will find the project files and can follow the lessons. A useful list of resources in a PDF format is also provided.

The philosophy behind the book is that one best learns by example. Thus, starting with Chapter 2, the book is organized with eight typical projects, and each chapter contains an introduction to a number of relevant design principles as well as software concepts and a tutorial. The projects range from:

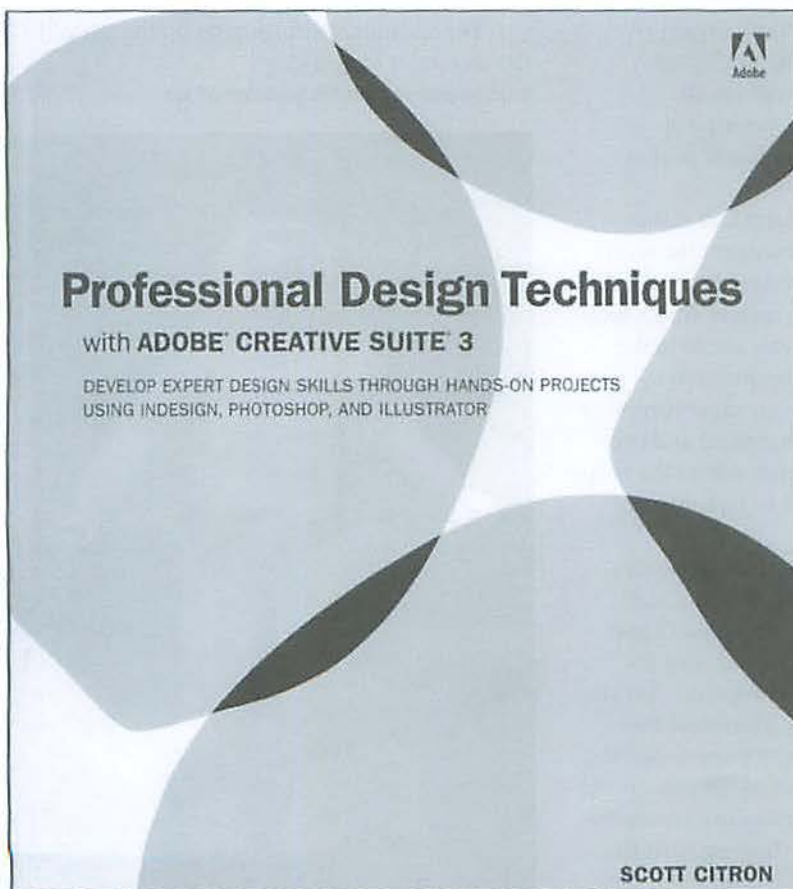
- Creating effective typography,
- Designing a corporate identity system,
- Newsletters and forms,
- Magazines and newspapers,
- Books and longer documents,
- Designing an Annual Report, and
- Creating interactive PDFs.

The final chapter is about workflow and covers monitor calibration, color settings and synchronization in Bridge and wraps up with a tutorial on the production of a CD package. All the projects in the book are relevant to the day-to-day work of a graphic designer.

Chapter 1 should not be overlooked; it is mostly an introduction to the principles of good design and includes a comprehensive introduction to *Bridge*. It also covers the Preferences dialog boxes for *Photoshop*, *Illustrator*, *InDesign*, and *Acrobat 8 Professional*. I found this section of the chapter very useful and important.

The book is well written and very accessible, and it is a treat to observe the thought process of a talented graphic designer such as Scott Citron. I highly recommend this book to graphic design students, as well as instructors and seasoned designers.

Scott Citron, *Professional Design Techniques with Adobe Creative Suite 3*, Adobe Press, 2008. 306 pages. ISBN 978-0-321-49469-3. \$50.00





JAPAN! Culture + Hyper Culture Laptop Concert and Robots

By Vernice Christian

Editor's Note: For two weeks in February, 2008, the Kennedy Center hosted a festival, called JAPAN! Culture + Hyper Culture. The festival featured 450 artists and showcased a wide variety of arts media in vogue in Japan today, in 40 performances and more than a dozen free events. Pi member Vernice Christian volunteered at the festival, and wrote about two of the events that may be of particular interest to WAP members.

The Laptop Orchestra Concert

One of the performances I attended at the JAPAN! Festival was a laptop concert, featuring a traditional Japanese mouth organ (a *sho*) and 12 laptops. It was truly an experience in a different type of music. The write-up for the festival described the concert as follows:

Interactive computer music meets Japanese traditional music when this Tokyo-based collaborative digitally experiments with the sound of a traditional Japanese instrument. At the concert, musician Ko Ishikawa sends sounds from his *sho* (mouth organ) through computers while the laptop-pers — interacting onstage via an audio/video network — respond in real time, generating an infinite field of sound possibilities.

The setting was the Theater Lab at the Kennedy Center. During the concert the room was in complete darkness except for small lights at the six computer stations, each of which had two laptops. The *sho* player was seated in the middle of the stage with computer stations just behind him on either side. Four more computer stations were placed about one-third and two-thirds of the way back on either side of the room. On the wall behind each pair of laptops were large LCD screens.

The *sho* or mouth organ is a traditional Japanese instrument made of bamboo, and similar to the Chinese *sheng*. The player blew into the mouthpiece of the *sho* and used his fingers to open and cover openings, thus producing a single sound or chords. The simulators connected to each bank of laptops provided the orchestra. During the last half of the concert the LCD screens were turned on and the simulator produced different lines showing what the laptops were playing.

The concert can be likened to a classical jazz concert where one instrument starts a melody and other instruments join in with their interpretation of the song. The *sho* is a very soft sounding instrument and the music was not amplified. The simulators on the laptops enhanced the music by adding similar quiet sounds. The sound was like being in the mountains on a beautiful day, with no sounds from cars, airplanes or people. You could almost hear the wind rustling among the leaves, grasshoppers and bugs buzzing and water trickling in a small stream.

And were the laptops Macs? Yes!

For additional information on the *sho* and the computer simulators:

<http://nagasm.suac.net/ASL/paper/icmc99.pdf>



**Robotopia Rising:
A Robot Extravaganza**

Another event I attended at the JAPAN! Festival that other Pi members might find interesting was Robotopia Rising, a robot extravaganza that highlighted the science and culture of Japanese robotics. The exhibit featured four large robots: Honda's ASIMO, and Toyota's Partner Robot performed on stage at specific times; Kokoro's Actroid DER2 and Mitsubishi's Wakamar were simply on display and you could talk with them at anytime. Three smaller robots, Paro the Harp Seal, Sony's Aibo, and Tomy's i-SOBOT, were on tables and were also ready to interact at anytime. The literature at the festival explained that robots are called by their name, or it, or the robot. They are not gender specific.

Large Robots: Honda's ASIMO

ASIMO is a humanoid robot Honda developed as a helper, for example, to assist a person confined to a bed or wheelchair. It was designed to operate freely in the human living space and to be people-friendly. The first ASIMO was developed in 1996 and the fifth version in December of 2007.

ASIMO is 4'3" tall, weighs 119 pounds and can walk (like a human) on level ground and go up and down stairs. It can easily navigate a slope up to 30 degrees in a maximum incline or decline and can walk forward and backwards. ASIMO can run at about 3.7 mph; as if in a race, it lifts both feet off the ground. Posture Control Technology enables ASIMO to actively bend or twist its torso to maintain its balance and prevent foot slippage and spinning in the air while running and doing other tasks such as pushing a cart. During the demonstration that I saw at the JAPAN! Festival, Honda's ASIMO walked up and down stairs, ran across the stage and performed various other activities.

ASIMO has two cameras in its head as "eyes" that allow it to view the surrounding environment and judge distance from objects by using mathematical formulas. It also has the capability to interface with an IC Communication card so the robot is no longer limited to relying only on a frontal vision sensor. It can recognize moving pedestrians in its walking path and stop momentarily until they have moved away. ASIMO is very stable, and stored walking patterns for start, acceleration, stopping and turning are combined to achieve smooth walking.

The robot does not have the ability to think

or reason as a human; its intelligence lies in the technologies with which it is equipped. It has 34 separate motors, called servomotors. A 51.8v lithium ion battery powers ASIMO to operate for approximately one hour on a single battery weighing about 13 pounds and located in a backpack. ASIMO is controlled by a laptop computer or by a portable computer controller unit through a wireless network system permitting more direct and flexible operations.

This humanoid robot is found in two locations in the United States. It appears in the Honda Theater at Disneyland. It also stars in *Step to Safety*, a pedestrian safety program that teaches children safe ways to cross the street, which is available free of charge to educators, police officers and safety advocates at:

<http://asimo.honda.com>

On the Web site you can also see a video of the Disneyland Show, and check out ASIMO's running ability.

The robot does not have the ability to think or reason as a human...

Page 10

Left: The traditional Japanese *sho*.

Right: Honda's ASIMO humanoid robot.

Below:

Paro the Harp Seal.



Future Computing

Toyota Partner Robot

The Toyota Partner Robot that performed at the JAPAN! Festival is one of Toyota's most recent: a trumpet playing robot that can walk, keep time with the music with its feet, and actually blow into the trumpet while using its fingers for the notes. Toyota developed artificial lips that move with the same finesse as human lips, and, together with the robot's hands, enable the robot to play a trumpet like humans do. The company also came up with new stabilizing technologies for robots that include small, lightweight and low-cost high precision sensors that are used as an attitude sensor to detect a tilt. Toyota's Trumpet playing robot was a big hit at the festival. It walked out onto the stage and nodded as any performer might. It played Stevie Wonder's *I Just Called* as its introduction and then, after several more songs, finished up with a medley of Disney tunes. While the robot was playing, it kept time with the music by tapping its feet in a little dance.

Toyota has developed several other robots in the past few years. The company is promoting the development of a human-assisting partner robot that walks on two legs similar

Toyota's trumpet playing robot.



to a real person. The robot is able to use its hands to carry out a wide variety of tasks. Toyota wants its partner robots to be agile, to be warm and kind, and also to be intelligent enough to skillfully operate a variety of devices in the areas of personal assistance, care for the elderly, manufacturing, and mobility. Since each area requires a special set of skills, Toyota is promoting the development of different types of partner robots, each with its own area of expertise.

One of the things Toyota is developing is a wire-operation system. The power sources are located on the robot's torso, and wires are used to move the arms and legs. As a result, the weight of the arms and legs can be reduced, adding limberness and speed to the motion. To see a video and hear the robot play its trumpet, go to:

<http://www.viddler.com/explore/heyacey/videos/1/>

You can also find this robot playing on You Tube:

<http://www.youtube.com/watch?v=Yh7xssnhoXM>

Kokoro's Actroid DER2

Actroid is a humanoid robot that is made with overwhelming realism to look just like a human. It was developed to have human-like natural yet charming expressions. Its smooth gestures create a realistic presence. The robot is the same size as many Japanese women, about 5 feet tall and slender.

The Actroid-DER2, a younger sister of Actroid-DER, has been improved; her appearance and high performance are astonishing and she is even cuter than her older sister! Actroid DER2's most attractive feature is her bright smile. Her small face is capable of creating exotic facial expressions, and her girlish and cute gestures are polished. This robot poses as a fashion model and wore a varied wardrobe ranging from street clothes to the formal kimono. Actroid DER2's regular job is show host and guide.

Actroid DER2 was displayed on a small stage in the Hall of States at the Kennedy Center. This robot looks so real that many people thought it was a person acting like a robot. Visitors were encouraged to stop and talk with it in English. Questions and answers that people asked included:

May I take your picture?

Oh yes, be sure and get my good side, ... but I don't have a bad side.

How about a date?

Hmmm I'll have to think about that!

How old are you?

Eighteen, but I was born two years ago.

Actroid DER2 spoke flawlessly and answered the questions much as a beautiful young woman might. It used appropriate gestures throughout the conversation and turned to look at the person asking the questions. The robot's perfect skin was made of silicon and it had good eye contact with each speaker.

Kokoro's Actroid made its debut in 2003 at the International Robot Exhibition. In 2004 the Osaka University Ishigure Research Team succeeded in developing the Actroid



Kokoro's Actroid DER2

in close resemblance to the human modeled by actual people. A demonstration of it was conducted at the Expo in 2005 held in Aichi, Japan. Later that year a rental model was introduced.

For more on Actroid DER2, go to the Web site and choose gallery:

<http://www.kokoro-dreams.co.jp/english/robot/act/der2.html>

Mitsubishi's Wakamaru

The Wakamaru robot is designed to provide services in the home. It is 3'6" tall, weighs 66 pounds and is bright yellow with dark spots for eyes, and other markings. It is designed in the shape of a human so it is not considered simply a "machine" but rather an "independent personality." Its cute expression and form make it friendly to everyone. It has sensors to avoid collisions and is mounted on wheels. This robot does require an indoor barrier-free floor, with no more than one-centimeter variation in floor level, and a continuous Internet connection. It will stop or go around obstacles and determine when it needs to take itself back for recharging. Its battery pack lasts about two hours. While the robot recharges it uses sensors for continuous accessing of the Internet.

Wakamaru lives with a family, manages a daily routine, and looks after the house while the family is absent. The robot identifies two owners and eight other persons by face recognition. Wakamaru memorizes the family's daily life style, such as when family members are awake, eating, or working and acts accordingly. It can remind the owner of appointments, guests, etc. and by using Wakamaru the owner can check the inside of the house from anywhere. Wakamaru differs from industrial robots in that it provides services and communicates with people spontaneously and by taking the initiative in speaking. The robot faces you when it speaks, and uses body gestures in its conversation.

Wakamaru was a big hit with children at the festival. The children liked being at eye level with the robot when they asked questions. Since conversation needed to be in Japanese, the Mitsubishi Representative had a Japanese phrase chart with phonetic translations for chatting with Wakamaru. This robot has a vocabulary of about 10,000 words and it liked to shake hands with everyone. According to the representative, this type of robot is also being developed for directing patrons in a department store.

Mr. Toshiyuki Kita, an internationally known industrial designer, created Wakamaru by imagining a growing child. Wakamaru made its first appearance at the 2005 TI Developer Conference and is named after the childhood name of a famous Japanese samurai, Minamoto Yoshitsune.

Mitsubishi's Wakamaru robot.



Future Computing

Table Robots: Paro the Harp Seal

Paro is a Mental Commitment Robot, and was developed for animal therapy to provide psychological, physiological and social effects such as enhancing communication among inpatients and caregivers. Paro has been used as substitute for real animals in therapy at pediatric wards, day service centers, and nursing homes.

Paro is modeled after a baby harp seal with soft artificial fur that feels real to the touch. It also has a behavior generation system that simulates behaviors of a real animal. Its recharge system looks like a baby's pacifier and, depending on the activity level, it needs to be recharged after about a half hour. A baby harp seal spends most of the day sleeping, but this robot is active during the daytime, getting sleepy at night.

Paro has five kinds of sensors with which it can perceive people and its environment: tactile, light, audition, temperature, and posture sensors. With the light sensor, Paro can recognize light and dark. The robot feels being stroked by tactile sensor, or being held by the posture sensor. Paro can also recognize the direction of voice and words such as its name, greetings, and praise with its audio sensor. Paro can learn to behave in a way that the user prefers, and to respond to its new name. For example, if you stroke it every time you touch it, Paro will remember your previous action and try to repeat that action to be stroked. If you strike Paro, it remembers its previous action and tries not to do that action. By interaction with people, Paro responds as if it is alive, moving its head and legs, making sounds, and showing your preferred behavior. Paro also imitates the voice of a real baby harp seal.

Paro is an autonomous robot, so it can express its feelings, such as surprise and happiness, voluntarily by blinking its eyes and moving its head and legs. Paro feels happy when you stroke and hold it softly. Paro feels angry when you hit it. When Paro's whiskers are touched, it will be very shy and cry or turn its head because it does not like to have its whiskers touched. Each Paro has its own individual facial expression.

Paro was invented in 1992 by Dr. Takanori Shibata, who was the youngest PhD in Electro-Mechanical Engineering (at the age of 25). In 2002 Dr. Takanori received the Guinness World Records Award for the most therapeutic robot. The Intelligent System Co., Ltd. of Japan produces Paro.

For more information on the harp seals:

<http://www.paro.jp/>

Sony Aibo or iBot dog

The Aibo or iBot can react to its surroundings, recognize objects and play like a real dog. It also comes programmed to learn and will grow to become contented if the owner gives it the same type of attention that a real dog craves. Aibo is about twelve inches long, not including the tail, 10 inches tall with its head held up, and weighs about one pound. It is made of a smooth plastic material and has sensors in its eyes, ears, and nose.

Aibo can walk forward and back, sit on its haunches,

and lie down. It appears to respond to stroking much like a live dog. When its "bone" is placed on the table it walks to the bone, bends down and picks it up, then walks away. To release the bone, it sits down with legs resting on the table, and then throws the bone. The robot can sit up with its front paws bent at the elbow and lift its head as if begging. One time it had the bone in its mouth, sat down on its haunches, threw the bone in the air and caught it. Children loved to pet Aibo and to watch it sit, squat, beg and pick up and throw its bone.

On its debut in 1999, Aibo was an early use of Sony technologies such as the Memory Stick and its proprietary embedded operating system. Unfortunately, as part of its on-going cost cutting and reorganization effort, Sony cut its line of robotic Aibo dogs. It's the oldest story in the book: Robotic dog turns up on your doorstep looking cute and winsome, learns a few words and tricks, and then disappears just as you've gotten to love it.

Tomy's i-SOBOT Robot

Tomy, Ltd. produces the i-SOBOT robot. This robot claims to be the world's smallest humanoid robot in production. The figure stands 6.5 inches high and weighs 12 ounces including batteries. It comes fully assembled with everything you need to use the robot. At first glance the general appearance reminds one of a toy made of Legos. An advanced gyro-sensor provides i-SOBOT with the balance required for simple and complex poses and movements. This robot is capable of true bipedal walking action with smooth and intricate eight-directional movement. It can dance, lie down and get up again, do somersaults, martial arts routines and many other actions requiring human-like self-powered articulation.

This robot was a favorite of school-age children from the Russian School in Washington, D.C.

iSOBOT has several control modes and each mode is provided on an Action Table (which includes 150 actions). The modes are:

Remote — The joystick is used forward, backward, sideways and at angle movement. Lettered keys and arrow buttons add more actions.

Voice Control — The operator says a command such as turn right; the robot turns to the right and continues.

Special Actions — A combination of letters and the go button are used. For a forward somersault the input code is A-G; to do a tropical dance press B-B-A-Go.

Other modes — Punch, kick, guard, emotional, showcase modes use a combination of numbers and letters. For example, for action such as to punch like a boxer with the left arm, the operator punches in 1P, for the right arm 2P, for a high kick 1-3-K (left leg) or 2-4-K (right leg).

i-SOBOT won the overall Grand Prize as the best product at the 64th Tokyo International Gift Show, September 2007, and is listed in the prestigious Guinness World Records as "the smallest humanoid robot in production."

<http://www.isobotrobot.com/eng/>

Truly Great And Truly Economical Substitutes

By Joe Belotte

I will attempt to pay back Apple Pi for the consistent support received ever since when... so long ago I cannot remember. I think I joined the Pi when I bought my Mac Plus or SE/30; I doubt it was later than that. Yes, I've been around, and, as a middle-aged guy, age 47 (read that backwards), I tend to carry a lot of old stuff forward with me. However, that is not altogether bad.

My offerings to you are two great applications that survived from Mac OS 9, for good reason: *Ready,Set,Go!* and *Panorama*. Both are full featured, highly professional, now Mac OS X applications, and, typical for the Mac, very user friendly.

One is a very functional substitute for *InDesign CS3* — at a fraction of the cost. The other is a very functional substitute for *FileMaker Pro 9 Advanced*, also at a fraction of the cost. That's great in itself, if money is important, but it's more than that. I have owned and used both *InDesign* and *FileMaker* and found *Ready,Set,Go!* (a desktop publishing application) and *Panorama* (a relational database) more intuitive and easier to use for practically everything.


I will attempt to give you the flavor of each—perhaps enough that you might check them out on-line. If you already own *InDesign* or *FileMaker* and have worked


through all the learning process, you would have no reason to read further. However, if you don't have *FileMaker* or *InDesign*, I strongly recommend that you give *Ready,Set,Go!* and *Panorama* a look. You may be very happy that you did.


I guess I can start with pictures.


Figure 1: Calendar page.

Wednesday 12/11/96


(P&E) MODERATED DISCUSSION - 8:00 PM
 "What is the difference between planning ahead and worrying about the future." Is planning just an organized form of worrying? During the hustle of the holiday season, do we find that we plan or worry more? Moderator: Denis Sinek. Hostess: Barbara Brown, 10516 Assembly Drive, Fairfax. Map: 13-J8. Cost: \$2.00 plus beverage or snack to share. Please RSVP by 7:00 PM on evening of discussion to BARBARA 273-1826 or DENIS 503-9774.


(F&Y) LET'S EAT OUT AT CAPTAIN D'S - MANASSAS - 5:30 PM
 PWP is taking advantage of Kid's night at Captain D's. Come join us for a fun evening of socializing and taking a break from cooking. Location: Near intersection of RT 28 & Liberia. MapGrid PW 9-F-8. RSVP: ANN 830-9094.


(TNT) HAPPY HOUR AT "DON PABLOS" - 5:30 PM TO 8:30 PM
 Meet and mix with wonderful TNT Friends. New members are encouraged to attend. Call for directions. Ask host in restaurant for PWP tables. Location Fair lakes Shopping Center. Cost: Pay-as -you-go. RSVP: ANN 968-2651 & TRISH 742-9228


(P/S) WINE & CHEESE - 8:00 PM
 Hostess: Janis Bates, 1047 Ware St., Vienna (near Cedar Lane and Cottage St). Map grid 14-F-4. Cost: \$2.00 and beverage or snack to share. NO EMPTYHANDERS! RSVP: JANIS 938-1867. SHERMAN 569-1240.


Thursday 12/12/96

(F&Y) LET'S EAT OUT AT SHONEY'S IN MANASSAS - 5:30 PM
 Let's grab a bite to eat at Shoney's in Manassas. Kid's night! Two Free Kids meals per adult purchase. \$1.00 subsidy for soda & dessert. Location: Rt 234 & Balls Ford Rd. MapGrid: PW 8-H-1. RSVP: ANN 830-9094


(F&Y) LET'S EAT OUT AT TYSONS II MALL FOOD COURT - 6 PM TO 7 PM
 Let's meet at the food court for a bite before we tour the Festival of Lights at the Mormon Temple. We can carpool if you like. Location is level 3 in the mall. Subsidy 2.00 per PWP child. RSVP: RAVENA 791-5189 or TRISH 742-9228.


(F&Y) THE FESTIVAL OF LIGHTS - MORMON TEMPLE VISITOR CENTER - 7:30 PM
 Please come out and join us for the Festival of lights tour. There is also nightly caroling and decorated trees. We will be carpooling from Tysons II Galleria if you would like to join us there. It is located 9900 Stonebrook Dr. Kensington, MD. Cost is FREE. RSVP: RAVENA 791-5189 or TRISH 742-9228


(P/S) WINE & CHEESE - 8:00 PM
 Hostess: Ann Lee, 12110 Toreador Lane, Oakton (near West Ox Road and Waples Mill Road). Map grid 13-A-4. Cost: \$2.00 and beverage or snack to share. NO EMPTYHANDERS! RSVP: ANN 620-5110. SHERMAN 569-1240.


(P&E) MODERATED DISCUSSION - 8:00 PM
 Creative Writing - No experience necessary! Join us to hear what others have written as stories or poetry. Feel free to share your own works or just listen to others. This is an excellent chance to ask questions and learn from other creative writers in PWP. Moderator: Jean Hardison. Hostess: Liliiana Armino, 13710 Southernwood Court, Chantilly. Map: 12-B1. Cost: \$2.00 plus beverage or snack to share. Please RSVP by 7:00 PM on evening of discussion to LILIANA 481-0299 or JEAN 255-6442.


Friday 12/13/96


(P/S) TYSONS LUNCH BUNCH: CAFE TATTI - 12:00 NOON
 A moderately-priced, small, charming restaurant with French specialties. On our October 1995 visit we voted it a success. Do join us this time. Location: Cafe Tatti, 6627 Old Dominion Drive, McLean. Cost: PayAsYouGo. RSVP before 11 a.m. RSVP: BETTY 356-8656. BOB 893-7197.

(F&Y) LET'S EAT OUT AT CAPTAIN D'S - MANASSAS - 5:30 PM
 PWP is taking advantage of Kid's night at Captain D's. Come join us for a fun evening of socializing and taking a break from cooking. Location: Near intersection of RT 28 & Liberia. MapGrid PW 9-F-8. RSVP: ANN 830-9094.


(TNT) HAPPY HOUR AT "DON PABLOS" - 5:30 PM TO 8:30 PM
 Meet and mix with wonderful TNT Friends. New members are encouraged to attend. Call for directions. Ask host in restaurant for PWP tables. Location Fair lakes Shopping Center. Cost: Pay-as -you-go. RSVP: ANN 968-2651 & TRISH 742-9228


(P/S) WINE & CHEESE - 8:00 PM
 Hostess: Janis Bates, 1047 Ware St., Vienna (near Cedar Lane and Cottage St). Map grid 14-F-4. Cost: \$2.00 and beverage or snack to share. NO EMPTYHANDERS! RSVP: JANIS 938-1867. SHERMAN 569-1240.

(P&E) MODERATED DISCUSSION - 8:00 PM
 "Special stresses of a Second Marriage: His/Her Ex, His Kids/Her Kids, His money/Her money!" At what point in a relationship do these stresses become an issue and how do you address them? Moderator: Steve Evans. Hostess: Ruth Thompson, 7011 Bradley Circle, Annandale. Map: 15-G11. Cost: \$2.00 plus beverage or snack to share. Please RSVP by 7:00 PM on evening of discussion to RUTH 354-5203.


(S&R) FAMILY VOLLEYBALL & INSTRUCTION AT FROST - 8:45-10:15 PM
 Welcome Teens & Adults. Every Monday & Thursday, this month except holidays. All level skills welcome, even beginners. Instruction available. Location: Frost Intermediate School. Map: 14-D12. Cost: \$2.00INFO: BILL 642-8771, ADEL 866-1512, DAVE 904-8599.


Friday 12/13/96

(CH) CHAPTER NIGHT - 'FREE SPIRITS' OF CHAPTER 715 - 8:00 PM
 We are having a planning/idea gathering night tonight about the Free Spirits. Many of you have expressed an interest in reviving this program. Tonight is your chance to help make it happen. Let's talk about the type of things we can do, and see if we can get this program up and rolling. Your input is vital to the success of this program, so please come out and show your support. Veteran members who recall activities that the Free Spirits did in the past are especially welcome. Location: Dunn Loring Fire Hall, 2148 Gallows Road, Tysons Corner. COST: No charge for the Chapter Night Program. INFO: ED 777-3290. MARIE: 273-4671.


(CH) PROSPECTIVE MEMBER ORIENTATION - 8:00 PM
 Bring a friend before the dance to join PWP. Your friend will get in free to the dance and they will have you as support for their new beginnings in socializing, dancing, mingling, etc with other people. Location: Dunn Loring Fire Hall, 2148 Gallows Rd, Tysons Corner. Cost: Membership is \$35.00. RSVP: SHARON 437-1442. RON 404-4850.


Friday 12/13/96

(CH) CHAPTER NIGHT - 'FREE SPIRITS' OF CHAPTER 715 - 8:00 PM
 We are having a planning/idea gathering night tonight about the Free Spirits. Many of you have expressed an interest in reviving this program. Tonight is your chance to help make it happen. Let's talk about the type of things we can do, and see if we can get this program up and rolling. Your input is vital to the success of this program, so please come out and show your support. Veteran members who recall activities that the Free Spirits did in the past are especially welcome. Location: Dunn Loring Fire Hall, 2148 Gallows Road, Tysons Corner. COST: No charge for the Chapter Night Program. INFO: ED 777-3290. MARIE: 273-4671.


(CH) PROSPECTIVE MEMBER ORIENTATION - 8:00 PM
 Bring a friend before the dance to join PWP. Your friend will get in free to the dance and they will have you as support for their new beginnings in socializing, dancing, mingling, etc with other people. Location: Dunn Loring Fire Hall, 2148 Gallows Rd, Tysons Corner. Cost: Membership is \$35.00. RSVP: SHARON 437-1442. RON 404-4850.


Friday 12/13/96

(CH) CHAPTER NIGHT - 'FREE SPIRITS' OF CHAPTER 715 - 8:00 PM
 We are having a planning/idea gathering night tonight about the Free Spirits. Many of you have expressed an interest in reviving this program. Tonight is your chance to help make it happen. Let's talk about the type of things we can do, and see if we can get this program up and rolling. Your input is vital to the success of this program, so please come out and show your support. Veteran members who recall activities that the Free Spirits did in the past are especially welcome. Location: Dunn Loring Fire Hall, 2148 Gallows Road, Tysons Corner. COST: No charge for the Chapter Night Program. INFO: ED 777-3290. MARIE: 273-4671.


(CH) PROSPECTIVE MEMBER ORIENTATION - 8:00 PM
 Bring a friend before the dance to join PWP. Your friend will get in free to the dance and they will have you as support for their new beginnings in socializing, dancing, mingling, etc with other people. Location: Dunn Loring Fire Hall, 2148 Gallows Rd, Tysons Corner. Cost: Membership is \$35.00. RSVP: SHARON 437-1442. RON 404-4850.


Friday 12/13/96

(CH) CHAPTER NIGHT - 'FREE SPIRITS' OF CHAPTER 715 - 8:00 PM
 We are having a planning/idea gathering night tonight about the Free Spirits. Many of you have expressed an interest in reviving this program. Tonight is your chance to help make it happen. Let's talk about the type of things we can do, and see if we can get this program up and rolling. Your input is vital to the success of this program, so please come out and show your support. Veteran members who recall activities that the Free Spirits did in the past are especially welcome. Location: Dunn Loring Fire Hall, 2148 Gallows Road, Tysons Corner. COST: No charge for the Chapter Night Program. INFO: ED 777-3290. MARIE: 273-4671.


(CH) PROSPECTIVE MEMBER ORIENTATION - 8:00 PM
 Bring a friend before the dance to join PWP. Your friend will get in free to the dance and they will have you as support for their new beginnings in socializing, dancing, mingling, etc with other people. Location: Dunn Loring Fire Hall, 2148 Gallows Rd, Tysons Corner. Cost: Membership is \$35.00. RSVP: SHARON 437-1442. RON 404-4850.


Friday 12/13/96

(CH) CHAPTER NIGHT - 'FREE SPIRITS' OF CHAPTER 715 - 8:00 PM
 We are having a planning/idea gathering night tonight about the Free Spirits. Many of you have expressed an interest in reviving this program. Tonight is your chance to help make it happen. Let's talk about the type of things we can do, and see if we can get this program up and rolling. Your input is vital to the success of this program, so please come out and show your support. Veteran members who recall activities that the Free Spirits did in the past are especially welcome. Location: Dunn Loring Fire Hall, 2148 Gallows Road, Tysons Corner. COST: No charge for the Chapter Night Program. INFO: ED 777-3290. MARIE: 273-4671.


(CH) PROSPECTIVE MEMBER ORIENTATION - 8:00 PM
 Bring a friend before the dance to join PWP. Your friend will get in free to the dance and they will have you as support for their new beginnings in socializing, dancing, mingling, etc with other people. Location: Dunn Loring Fire Hall, 2148 Gallows Rd, Tysons Corner. Cost: Membership is \$35.00. RSVP: SHARON 437-1442. RON 404-4850.


Friday 12/13/96

(CH) CHAPTER NIGHT - 'FREE SPIRITS' OF CHAPTER 715 - 8:00 PM
 We are having a planning/idea gathering night tonight about the Free Spirits. Many of you have expressed an interest in reviving this program. Tonight is your chance to help make it happen. Let's talk about the type of things we can do, and see if we can get this program up and rolling. Your input is vital to the success of this program, so please come out and show your support. Veteran members who recall activities that the Free Spirits did in the past are especially welcome. Location: Dunn Loring Fire Hall, 2148 Gallows Road, Tysons Corner. COST: No charge for the Chapter Night Program. INFO: ED 777-3290. MARIE: 273-4671.


(CH) PROSPECTIVE MEMBER ORIENTATION - 8:00 PM
 Bring a friend before the dance to join PWP. Your friend will get in free to the dance and they will have you as support for their new beginnings in socializing, dancing, mingling, etc with other people. Location: Dunn Loring Fire Hall, 2148 Gallows Rd, Tysons Corner. Cost: Membership is \$35.00. RSVP: SHARON 437-1442. RON 404-4850.


Friday 12/13/96

(CH) CHAPTER NIGHT - 'FREE SPIRITS' OF CHAPTER 715 - 8:00 PM
 We are having a planning/idea gathering night tonight about the Free Spirits. Many of you have expressed an interest in reviving this program. Tonight is your chance to help make it happen. Let's talk about the type of things we can do, and see if we can get this program up and rolling. Your input is vital to the success of this program, so please come out and show your support. Veteran members who recall activities that the Free Spirits did in the past are especially welcome. Location: Dunn Loring Fire Hall, 2148 Gallows Road, Tysons Corner. COST: No charge for the Chapter Night Program. INFO: ED 777-3290. MARIE: 273-4671.


(CH) PROSPECTIVE MEMBER ORIENTATION - 8:00 PM
 Bring a friend before the dance to join PWP. Your friend will get in free to the dance and they will have you as support for their new beginnings in socializing, dancing, mingling, etc with other people. Location: Dunn Loring Fire Hall, 2148 Gallows Rd, Tysons Corner. Cost: Membership is \$35.00. RSVP: SHARON 437-1442. RON 404-4850.


Friday 12/13/96

(CH) CHAPTER NIGHT - 'FREE SPIRITS' OF CHAPTER 715 - 8:00 PM
 We are having a planning/idea gathering night tonight about the Free Spirits. Many of you have expressed an interest in reviving this program. Tonight is your chance to help make it happen. Let's talk about the type of things we can do, and see if we can get this program up and rolling. Your input is vital to the success of this program, so please come out and show your support. Veteran members who recall activities that the Free Spirits did in the past are especially welcome. Location: Dunn Loring Fire Hall, 2148 Gallows Road, Tysons Corner. COST: No charge for the Chapter Night Program. INFO: ED 777-3290. MARIE: 273-4671.


(CH) PROSPECTIVE MEMBER ORIENTATION - 8:00 PM
 Bring a friend before the dance to join PWP. Your friend will get in free to the dance and they will have you as support for their new beginnings in socializing, dancing, mingling, etc with other people. Location: Dunn Loring Fire Hall, 2148 Gallows Rd, Tysons Corner. Cost: Membership is \$35.00. RSVP: SHARON 437-1442. RON 404-4850.


Friday 12/13/96

(CH) CHAPTER NIGHT - 'FREE SPIRITS' OF CHAPTER 715 - 8:00 PM
 We are having a planning/idea gathering night tonight about the Free Spirits. Many of you have expressed an interest in reviving this program. Tonight is your chance to help make it happen. Let's talk about the type of things we can do, and see if we can get this program up and rolling. Your input is vital to the success of this program, so please come out and show your support. Veteran members who recall activities that the Free Spirits did in the past are especially welcome. Location: Dunn Loring Fire Hall, 2148 Gallows Road, Tysons Corner. COST: No charge for the Chapter Night Program. INFO: ED 777-3290. MARIE: 273-4671.


(CH) PROSPECTIVE MEMBER ORIENTATION - 8:00 PM
 Bring a friend before the dance to join PWP. Your friend will get in free to the dance and they will have you as support for their new beginnings in socializing, dancing, mingling, etc with other people. Location: Dunn Loring Fire Hall, 2148 Gallows Rd, Tysons Corner. Cost: Membership is \$35.00. RSVP: SHARON 437-1442. RON 404-4850.


Friday 12/13/96

(CH) CHAPTER NIGHT - 'FREE SPIRITS' OF CHAPTER 715 - 8:00 PM
 We are having a planning/idea gathering night tonight about the Free Spirits. Many of you have expressed an interest in reviving this program. Tonight is your chance to help make it happen. Let's talk about the type of things we can do, and see if we can get this program up and rolling. Your input is vital to the success of this program, so please come out and show your support. Veteran members who recall activities that the Free Spirits did in the past are especially welcome. Location: Dunn Loring Fire Hall, 2148 Gallows Road, Tysons Corner. COST: No charge for the Chapter Night Program. INFO: ED 777-3290. MARIE: 273-4671.


(CH) PROSPECTIVE MEMBER ORIENTATION - 8:00 PM
 Bring a friend before the dance to join PWP. Your friend will get in free to the dance and they will have you as support for their new beginnings in socializing, dancing, mingling, etc with other people. Location: Dunn Loring Fire Hall, 2148 Gallows Rd, Tysons Corner. Cost: Membership is \$35.00. RSVP: SHARON 437-1442. RON 404-4850.


Friday 12/13/96

(CH) CHAPTER NIGHT - 'FREE SPIRITS' OF CHAPTER 715 - 8:00 PM
 We are having a planning/idea gathering night tonight about the Free Spirits. Many of you have expressed an interest in reviving this program. Tonight is your chance to help make it happen. Let's talk about the type of things we can do, and see if we can get this program up and rolling. Your input is vital to the success of this program, so please come out and show your support. Veteran members who recall activities that the Free Spirits did in the past are especially welcome. Location: Dunn Loring Fire Hall, 2148 Gallows Road, Tysons Corner. COST: No charge for the Chapter Night Program. INFO: ED 777-3290. MARIE: 273-4671.


(CH) PROSPECTIVE MEMBER ORIENTATION - 8:00 PM
 Bring a friend before the dance to join PWP. Your friend will get in free to the dance and they will have you as support for their new beginnings in socializing, dancing, mingling, etc with other people. Location: Dunn Loring Fire Hall, 2148 Gallows Rd, Tysons Corner. Cost: Membership is \$35.00. RSVP: SHARON 437-1442. RON 404-4850.


Friday 12/13/96

(CH) CHAPTER NIGHT - 'FREE SPIRITS' OF CHAPTER 715 - 8:00 PM
 We are having a planning/idea gathering night tonight about the Free Spirits. Many of you have expressed an interest in reviving this program. Tonight is your chance to help make it happen. Let's talk about the type of things we can do, and see if we can get this program up and rolling. Your input is vital to the success of this program, so please come out and show your support. Veteran members who recall activities that the Free Spirits did in the past are especially welcome. Location: Dunn Loring Fire Hall, 2148 Gallows Road, Tysons Corner. COST: No charge for the Chapter Night Program. INFO: ED 777-3290. MARIE: 273-4671.


(CH) PROSPECTIVE MEMBER ORIENTATION - 8:00 PM
 Bring a friend before the dance to join PWP. Your friend will get in free to the dance and they will have you as support for their new beginnings in socializing, dancing, mingling, etc with other people. Location: Dunn Loring Fire Hall, 2148 Gallows Rd, Tysons Corner. Cost: Membership is \$35.00. RSVP: SHARON 437-1442. RON 404-4850.


Friday 12/13/96

(CH) CHAPTER NIGHT - 'FREE SPIRITS' OF CHAPTER 715 - 8:00 PM
 We are having a planning/idea gathering night tonight about the Free Spirits. Many of you have expressed an interest in reviving this program. Tonight is your chance to help make it happen. Let's talk about the type of things we can do, and see if we can get this program up and rolling. Your input is vital to the success of this program, so please come out and show your support. Veteran members who recall activities that the Free Spirits did in the past are especially welcome. Location: Dunn Loring Fire Hall, 2148 Gallows Road, Tysons Corner. COST: No charge for the Chapter Night Program. INFO: ED 777-3290. MARIE: 273-4671.


(CH) PROSPECTIVE MEMBER ORIENTATION - 8:00 PM
 Bring a friend before the dance to join PWP. Your friend will get in free to the dance and they will have you as support for their new beginnings in socializing, dancing, mingling, etc with other people. Location: Dunn Loring Fire Hall, 2148 Gallows Rd, Tysons Corner. Cost: Membership is \$35.00. RSVP: SHARON 437-1442. RON 404-4850.


Friday 12/13/96

(CH) CHAPTER NIGHT - 'FREE SPIRITS' OF CHAPTER 715 - 8:00 PM
 We are having a planning/idea gathering night tonight about the Free Spirits. Many of you have expressed an interest in reviving this program. Tonight is your chance to help make it happen. Let's talk about the type of things we can do, and see if we can get this program up and rolling. Your input is vital to the success of this program, so please come out and show your support. Veteran members who recall activities that the Free Spirits did in the past are especially welcome. Location: Dunn Loring Fire Hall, 2148 Gallows Road, Tysons Corner. COST: No charge for the Chapter Night Program. INFO: ED 777-3290. MARIE: 273-4671.


(CH) PROSPECTIVE MEMBER ORIENTATION - 8:00 PM
 Bring a friend before the dance to join PWP. Your friend will get in free to the dance and they will have you as support for their new beginnings in socializing, dancing, mingling, etc with other people. Location: Dunn Loring Fire Hall, 2148 Gallows Rd, Tysons Corner. Cost: Membership is \$35.00. RSVP: SHARON 437-1442. RON 404-4850.


Friday 12/13/96

(CH) CHAPTER NIGHT - 'FREE SPIRITS' OF CHAPTER 715 - 8:00 PM
 We are having a planning/idea gathering night tonight about the Free Spirits. Many of you have expressed an interest in reviving this program. Tonight is your chance to help make it happen. Let's talk about the type of things we can do, and see if we can get this program up and rolling. Your input is vital to the success of this program, so please come out and show your support. Veteran members who recall activities that the Free Spirits did in the past are especially welcome. Location: Dunn Loring Fire Hall, 2148 Gallows Road, Tysons Corner. COST: No charge for the Chapter Night Program. INFO: ED 777-3290. MARIE: 273-4671.


(CH) PROSPECTIVE MEMBER ORIENTATION - 8:00 PM
 Bring a friend before the dance to join PWP. Your friend will get in free to the dance and they will have you as support for their new beginnings in socializing, dancing, mingling, etc with other people. Location: Dunn Loring Fire Hall, 2148 Gallows Rd, Tysons Corner. Cost: Membership is \$35.00. RSVP: SHARON 437-1442. RON 404-4850.


Friday 12/13/96

(CH) CHAPTER NIGHT - 'FREE SPIRITS' OF CHAPTER 715 - 8:00 PM
 We are having a planning/idea gathering night tonight about the Free Spirits. Many of you have expressed an interest in reviving this program. Tonight is your chance to help make it happen. Let's talk about the type of things we can do, and see if we can get this program up and rolling. Your input is vital to the success of this program, so please come out and show your support. Veteran members who recall activities that the Free Spirits did in the past are especially welcome. Location: Dunn Loring Fire Hall, 2148 Gallows Road, Tysons Corner. COST: No charge for the Chapter Night Program. INFO: ED 777-3290. MARIE: 273-4671.


(CH) PROSPECTIVE MEMBER ORIENTATION - 8:00 PM
 Bring a friend before the dance to join PWP. Your friend will get in free to the dance and they will have you as support for their new beginnings in socializing, dancing, mingling, etc with other people. Location: Dunn Loring Fire Hall, 2148 Gallows Rd, Tysons Corner. Cost: Membership is \$35.00. RSVP: SHARON 437-1442. RON 404-4850.


Friday 12/13/96

(CH) CHAPTER NIGHT - 'FREE SPIRITS' OF CHAPTER 715 - 8:00 PM
 We are having a planning/idea gathering night tonight about the Free Spirits. Many of you have expressed an interest in reviving this program. Tonight is your chance to help make it happen. Let's talk about the type of things we can do, and see if we can get this program up and rolling. Your input is vital to the success of this program, so please come out and show your support. Veteran members who recall activities that the Free Spirits did in the past are especially welcome. Location: Dunn Loring Fire Hall, 2148 Gallows Road, Tysons Corner. COST: No charge for the Chapter Night Program. INFO: ED 777-3290. MARIE: 273-4671.


(CH) PROSPECTIVE MEMBER ORIENTATION - 8:00 PM
 Bring a friend before the dance to join PWP. Your friend will get in free to the dance and they will have you as support for their new beginnings in socializing, dancing, mingling, etc with other people. Location: Dunn Loring Fire Hall, 2148 Gallows Rd, Tysons Corner. Cost: Membership is \$35.00. RSVP: SHARON 437-1442. RON 404-4850.

Friday 12/13/96

(CH) CHAPTER NIGHT - 'FREE SPIRITS' OF CHAPTER 715 - 8:00 PM
 We are having a planning/idea gathering night tonight about the Free Spirits. Many of you have expressed an interest in reviving this program. Tonight is your chance to help make it happen. Let's talk about the type of things we can do, and see if we can get this program up and rolling. Your input is vital to the success of this program, so please come out and show your support. Veteran members who recall activities that the Free Spirits did in the past are especially welcome. Location: Dunn Loring Fire Hall, 2148 Gallows Road, Tysons Corner. COST: No charge for the Chapter Night Program. INFO: ED 777-3290. MARIE: 273-4671.

(CH) PROSPECTIVE MEMBER ORIENTATION - 8:00 PM
 Bring a friend before the dance to join PWP. Your friend will get in free to the dance and they will have you as support for their new beginnings in socializing, dancing, mingling, etc with other people. Location: Dunn Loring Fire Hall, 2148 Gallows Rd, Tysons Corner. Cost: Membership is \$35.00. RSVP: SHARON 437-1442. RON 404-4850.

Friday 12/13/96

(CH) CHAPTER NIGHT - 'FREE SPIRITS' OF CHAPTER 715 - 8:00 PM
 We are having a planning/idea gathering night tonight about the Free Spirits. Many of you have expressed an interest in rev

Software Review

Field Name	Type	Digits	Align	Output Patter	Input Patter	Range	Choices	Link	Clair	Tab	Caps	Dup	Default	Equation	Read	Write	Wid
Date	Date	0	Right	mm/dd/yy	12/___/96	Any			Off	Off	Off	Yes			0	0	
Day	Text	0	Left				Friday		Off	Off	Word	Yes			0	0	
Time	Text	0	Left						Off	Off	All	Yes	8:00 PM		0	0	
Sponsor	Text	0	Left		(On	Off	All	Yes			0	0	
Event	Text	0	Left						Off	Off	All	Yes			0	0	7
DescLive1	Text	0	Left						Off	Off	Sente	Yes			0	0	8
Location	Text	0	Left		Location:	Any			On	Off	Word	Yes			0	0	6
RSVP#1&Phone	Text	0	Left		RSVP:	Any			On	Off	All	Yes			0	0	1
RSVP#2&Phone	Text	0	Left			Any			On	Off	All	Yes			0	0	1
Info#1&Phone	Text	0	Left		Info:	Any			On	Off	All	Yes			0	0	1
Info#2&Phone	Text	0	Left			Any			On	Off	All	Yes			0	0	1
Cost	Text	0	Left		Cost: \$	Any			Off	Off	Off	Yes			0	0	2
Subsidy	Text	0	Left		Subsidy: \$	Any			Off	Off	Off	Yes			0	0	1
Topic	Text	0	Left		"	Any			Off	Off	Sente	Yes			0	0	4
Moderator	Text	0	Left			Any			On	Off	Word	Yes			0	0	4
Other Info	Text	0	Left			Any			On	Off	Sente	Yes			0	0	3
Submitter&Phone	Text	0	Left			Any			On	Off	Word	Yes			0	0	2
DiskJockey	Text	0	Left		DJ:	Any			On	Off	Word	Yes			0	0	2
Music Style	Text	0	Left		Music:	Any			Off	Off	Off	Yes			0	0	
Attire	Text	0	Left		Attire:	Any			Off	Off	Sente	Yes			0	0	
AgeGroup	Text	0	Left		Ages:	Any			Off	Off	Word	Yes			0	0	
Directions	Text	0	Left		Directions:	Any			On	Off	Sente	Yes			0	0	3
Authorized By	Text	0	Left			Any			On	Off	Word	Yes			0	0	
MapGrid	Text	0	Left		Map:	Any			Off	Off	Word	Yes			0	0	1
CostChild	Text	0	Left		Child: \$	Any			Off	Off	Off	Yes			0	0	
Bring	Text	0	Left		Bring:	Any			Off	Off	Sente	Yes			0	0	3
Host&Phone	Text	0	Left		Hostess:	Any			On	Off	Word	Yes			0	0	8
Month	Text	0	Left			Any			Off	Off	Sente	Yes			0	0	
Type	Text	0	Left			Any			Off	Off	Sente	Yes			0	0	1
Question	Text	0	Left			Any			Off	Off	Off	Yes			0	0	3

There was a time when I did a calendar for a national singles group, after my first wife passed away. I used both *Panorama* and *Ready,Set,Go!* for that project.

Figure 2: The *Panorama* Field Design Sheet.

The calendar comprised the second half of a small monthly magazine and listed all of the social, education, and family events provided during the month; quite a lot of information. One page of this calendar showing only three days worth of activities is shown in Figure 1. This is a direct printout from the *Panorama* database used for the magazine. Note the complete listing of events, headings, page footer, etc. — all the details properly composited from the various database records including appropriate icons identifying the types of events and a second relational “Host&RSVP” file.

There were 30 fields in all in the main database file. See the *Panorama* Field Design Sheet Figure 2. A small section of the *Panorama* Data Sheet (like a spreadsheet) is shown in Figure 3.

An individual record, used for inputting the data into *Panorama*, is shown in Figure 4. Seven procedures (i.e., a pre-defined task) helped to organize the entries, check for duplicates, etc.

And the whole thing, believe me, was easy and intuitive, and used only a very small portion of all the features in *Panorama*.

But, that’s not all. There was also a single page “mini-calendar” of the entire month. This was exported from *Panorama* into *Ready,Set,Go!* Figure 5 shows the page laid out in *Ready,Set,Go!* To give you an idea of the flexibility of *Ready,Set,Go!*, the text size was 6.45 points, in order to fit in the small boxes.

I believe it would have been possible to do the mini-calendar in *Panorama* also, but it was just soooo easy to port it to *Ready,Set,Go!*. My experience leads me to think that *Ready,Set,Go!* is the

I have owned and used both InDesign and FileMaker and found Ready,Set,Go! ... and Panorama ... more intuitive and easier to do practically everything with.

Calendar 96/12					
	Date	Day	Time	Sponsor	Event
	12/1/96	Sund	4:00 PM	(P&E)	NEW MEMBER DISCUSSION SERIES - SESSION 1 -
	12/1/96	Sund	5:00 PM	(S&R)	MXED TENPIN BOWLING LEAGUE -
	12/1/96	Sund	7:30 PM	(P/S)	WINE & CHEESE -
	12/1/96				
	12/2/96	Mon	5:00 - 7:00	(F&Y)	LET'S EAT OUT AT MC'DONALD'S IN CENTREVILLE
	12/2/96	Mon	7:30-9:30	(P&E)	BRIDGE REFRESHER WORKSHOP -
	12/2/96	Mon	8:45-10:15	(S&R)	FAMILY VOLLEYBALL & INSTRUCTION AT FROST
	12/2/96				
	12/3/96	Tues	6:30 PM	(F&Y)	EAT OUT & DECEMBER'S BIRTHDAYS AT FUDDRU
	12/3/96	Tues	8:00 PM	(1080)	CHAPTER 1080 MID-WEEK DANCE AT BLACK FO
	12/3/96	Tues	8:00 PM	(P&E)	MODERATED DISCUSSION -
	12/3/96				
	12/4/96	Wed	5:30 PM	(F&Y)	LET'S EAT OUT AT SHONEY'S IN MANASSAS -
	12/4/96	Wed	8:00 PM	(P/S)	WINE & CHEESE -
	12/4/96	Wed	8:00 PM	(P&E)	MODERATED DISCUSSION -
	12/4/96				
	12/5/96	Thur	5:30 PM -	(TNT)	GREVY'S HAPPY HOUR - ARLINGTON -
	12/5/96	Thur	5:50 PM	(F&Y)	LET'S EAT OUT AT CAPTAIN D'S - MANASSAS -
	12/5/96	Thur	6:30 PM	(F&Y)	LET'S EAT OUT AT TACO BELL - WESTFIELDS (CHA
	12/5/96	Thur	8:00 PM	(P/S)	WINE & CHEESE -
	12/5/96	Thur	8:00 PM	(P&E)	MODERATED DISCUSSION -
	12/5/96	Thur	8:45-10:15	(S&R)	FAMILY VOLLEYBALL & INSTRUCTION AT FROST
	12/5/96				
	12/6/96	Frida	9:00 PM	(P/S)	DANCE PARTY - FAIRFAX -
	12/6/96				
	12/7/96	Satur	2:00 PM	(F&Y)	KIDS CRAFTS; HOLIDAY TREE ORNAMENTS -
	12/7/96	Satur	5:00 PM -	(F&Y)	FAMILY NIGHT AT NORDSTROMS' - TYSON'S 1 MA

Figure 3: A small section of the *Panorama* Data Sheet.

easiest darn desktop publishing application going, with terrific layout features in itself. It is actually an easier layout package than word processors like *Mariner Write* and *Nisus Express*, although with not quite the volume of word manipulating features.

What else can *Ready,Set,Go!* do? I can't tell you here. Basically, a whole lot more than I have ever asked of it. For years I have used it for everything I needed to print: workbooks, letters, engineering reports, educational materials, brochures, newspaper advertisements, game boards, the calendar, a 64-page biography loaded with photos... and lots of other stuff. I found it much easier and much more intuitive (quicker) than *InDesign*.

But get this: that calendar was done over 10 years ago. That, and most of the items listed in the previous paragraph, were done in Mac OS 9. The new Mac OS X versions that I use

now, *Panorama 5.5* and *Ready,Set,Go! 7.7*, have maintained the same user friendliness, and are, as you might expect, even more powerful.

Well, this is not a review, only a sharing of knowledge and a suggestion that might prove of some value to you. I hope you find it useful.

The products mentioned can be seen at:

<http://www.provue.com/> (for *Panorama*)

<https://www.filemaker.com/> (for *FileMaker*)

<http://www.adobe.com/products/indesign/> (for *inDesign*)

<http://www.diwan.com/> (for *Ready,Set,Go!*)

Software Review

Figure 4:

An individual record, used for inputting the data into *Panorama*.

Calendar 96/12:Single Record

Date Day Sunday Time

Sponsor (P&E)

Event

Description This is the first of a three-part series for new members who have never attended a new member series. A great way to make lasting friendships. The next two sessions are on December 8 & 15. You must attend the first session in order to participate in the series.

Host

Location

RSVP#1 RSVP#2

Info#1&Phone Info#2

Cost

Subsidy:

Topic

Moderator

Other Info

Submitter Question

147 visible/4550 total

Figure 5: A single page "mini-calendar" of an entire month.

DECEMBER QUICKFINDER						
SUNDAY	MONDAY	TUESDAY	WEDNESDAY	THURSDAY	FRIDAY	SATURDAY
1	2	3	4	5	6	7
P&E New Member Discussion Series S&R Mixed Tropic Bowling League P/S Wine & Cheese	F&Y Let's Eat Out At McDonald's In Centerville P&E Bridge Redesign Workshop S&R Family Volleyball & Instruction At Front	F&Y Eat Out & December's Birthdays At Pullman's 1000 Chapter 1000 Mid-Week Dinner P&E Moderated Discussion	F&Y Let's Eat Out At Shoney's In Manassas P/S Wine & Cheese P&E Moderated Discussion	TNT Geeya's Happy Hour F&Y Let's Eat Out At Captain D's F&Y Let's Eat Out At Tave 10/3 P/S Wine & Cheese P&E Moderated Discussion S&R Family Volleyball & Instruction At Front	P/S Dance Party	F&Y Kids Crafts, Holiday Tree Ornaments F&Y Family Nights At Nurdstrom P/S Masquerade Wine & Cheese P/S Holiday Party & Pot Luck P&E Moderated Discussion & Social
8	9	10	11	12	13	14
F&Y Tri-Chapter Family Walk Capital Crescent Trail F&Y Let's Eat Out At McDonald's In Reston F&Y Rubyswing Co-Op Bi-Monthly Meeting F&Y Annual Holiday Party P&E New Member Discussion S&R Mixed Tropic Bowling	P&E Introduction To The Opera: The Floderman P/S Wine & Cheese F&Y Let's Eat Out At McDonald's In Centerville S&R Family Volleyball & Instruction At Front	F&Y Let's Eat Out - Hardiness Cafe 1000 Chapter 1000 Mid-Week Dinner P/S Wine & Cheese P&E Moderated Discussion	F&Y Let's Eat Out At Shoney's In Manassas F&Y Let's Eat Out At Tropic II Mall F&Y The Festival Of Lights P/S Wine & Cheese P&E Moderated Discussion	P/S Tynnos Lunch Bunch Cafe Tasti F&Y Let's Eat Out At Captain D's TNT Happy Hour At Don Pablo's P/S Wine & Cheese P&E Moderated Discussion S&R Family Volleyball & Instruction At Front	CH Chapter Night CH Prospective Member Orientation CH General Membership Meeting P/S Open Holiday Dance	F&Y Adventure Theater: Mary Poppins TNT Strawberry & Chocolate & Champagne Social P&E Moderated Discussion & Social
15	16	17	18	19	20	21
F&Y Tri-Chapter Family Walk CH Member Orientation CH Amiga's Brunch P&E Holiday Music WV Widows/Widowers Party P&E New Member Discussion S&R Mixed Tropic Bowling F&Y Calendar Planning F&Y Rubyswing P/S Wine & Cheese	F&Y Let's Eat Out At McDonald's CH Board Of Directors Meeting P&E Bridge Redesign Workshop S&R Family Volleyball & Instruction	F&Y Lun - Carlos O'Reilly's Mexican Cafe 1000 Chapter 1000 Mid-Week Dinner P/S Wine & Cheese P&E Moderated Discussion	F&Y Let's Eat Out At Shoney's In Manassas P/S Wine & Cheese P&E Moderated Discussion	Tri: Buddy's Lunch Bunch F&Y Let's Eat Out At Captain D's TNT Geeya's Happy Hour P/S Wine & Cheese P&E Moderated Discussion S&R Family Volleyball & Instruction	P/S Holiday Get Together	F&Y Christmas Carding TNT Pw Holiday Mexican Party Social
22	23	24	25	26	27	28
F&Y Tri-Chapter Family Walk S&R Mixed Tropic Bowling League P/S Wine & Cheese	F&Y Let's Eat Out At McDonald's S&R Family Volleyball & Instruction			F&Y Let's Eat Out At Captain D's TNT Happy Hour At Don Pablo's CH Prospective Member Orientation P/S Wine & Cheese S&R Family Volleyball & Instruction CH Calendar Coordination Meeting	F&Y Lun - Woody's In Centerville F&Y Movies - Al Centerville Multiplex F&Y Cond'light Tour The White House	F&Y The Netstracker F&Y Adventure Theater A Christmas Carol F&Y Pot Luck & Game Night
29	30	31		Jan 2		Jan 4
F&Y Swinging At Oak Hill F&Y Let's Eat Out At Friendly's S&R Mixed Tropic Bowling League P/S Wine & Cheese	F&Y Let's Eat Out At McDonald's S&R Family Volleyball & Instruction	CH Open - Gala New Years Eve Dance		P/S Tynnos Lunch Bunch: Dora's Farm Inn		P&E Moderated Discussion & Social

F&Y = Family & Youth, P&E = Programs & Education, S&R = Sports & Recreation, P/S = Parent Social, TNT = Parents of Tots N Teens, WV = Widows & Widowers



Using Font Book to Find Font Problems

© 2008 Lawrence I. Charters

Fortunately, fonts cannot be bribed, eliminating one popular vector of corruption.

Every month at the Pi General Meeting it seems that someone has a question about fonts. Many of these questions, when you look at what triggered them, are really about corrupt fonts. So what is a corrupt font and what do you do about it?

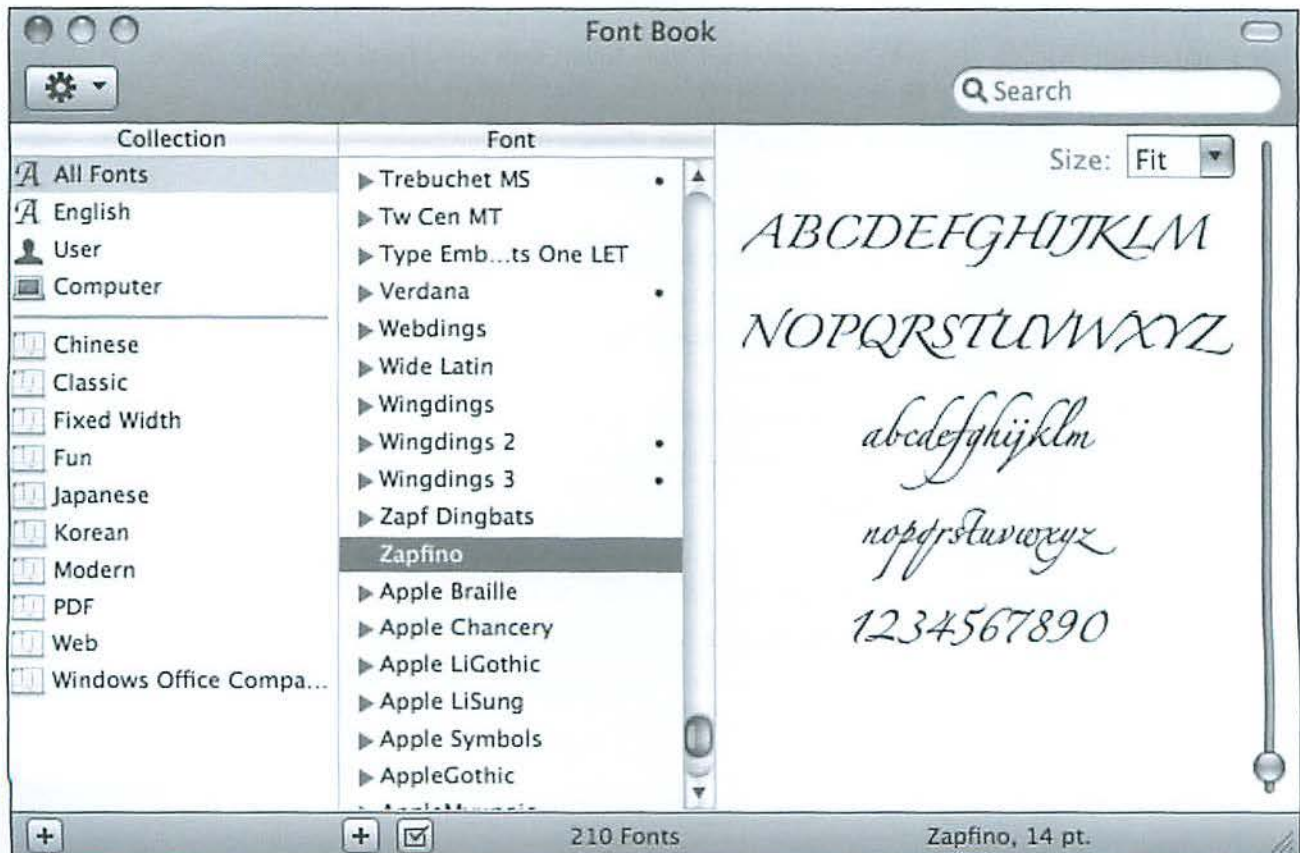
Fortunately, fonts cannot be bribed, eliminating one popular vector of corruption. But fonts are, at a basic level, computer files, and computer files can be corrupted by something writing over them, or by being incompletely copied, or damaged in a crash, or, it seems, zapped by blasters wielded by invisible aliens from deep space. And a corrupted font can interfere with what is displayed on your screen, what you print, or even with system stability.

So how do you find corrupted fonts? There are any number of shareware and commercial programs for this task, but you can usually get by with what Apple provides: *Font Book*. Located inside your Applications folder, *Font Book* can preview fonts, print font samples, group fonts into collections – and find corrupt fonts.

As a first step, launch *Font Book*, and select a single font. Then Select All, either from the menu or the keyboard. (See Figure 1.)

With all the fonts selected, go to the File menu and select Validate Fonts (Figure 2). Your Mac will churn away for a bit, examining all the fonts, and display a report. In Mac OS X 10.4, the report is color-coded and includes a check mark

Figure 1: Font Book can not only display previews of fonts, but also check them for problems.



Software Tutorial

Figure 2: After selecting all your fonts, use the File menu to select Validate Fonts. Your Mac will then methodically check each one.

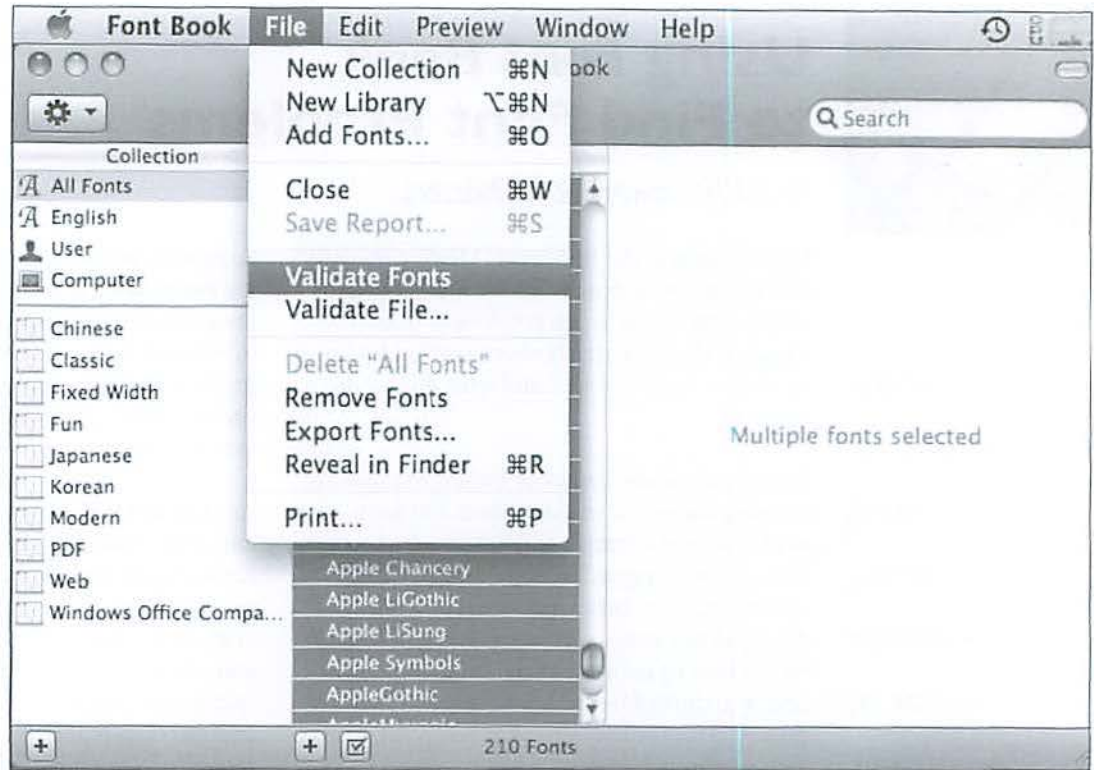
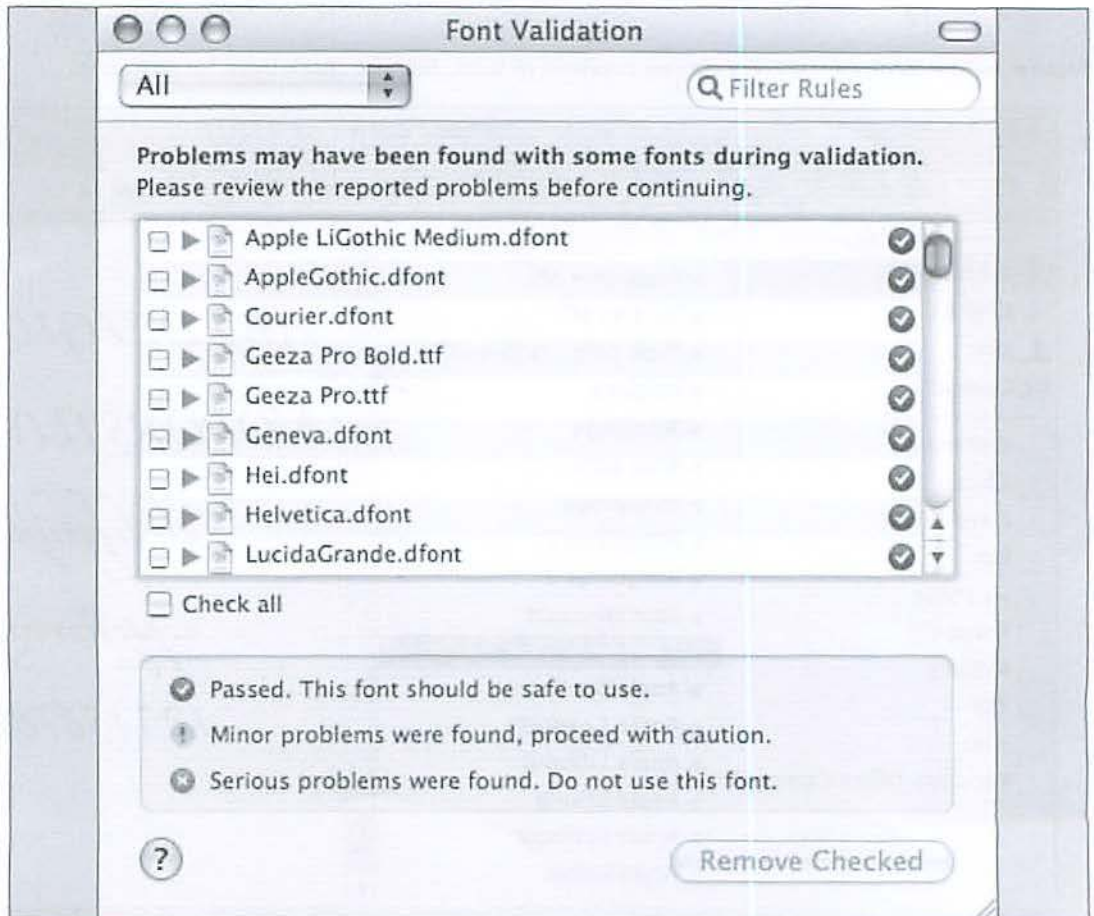


Figure 3: Mac OS X 10.4 displays a color-coded key showing which fonts passed and which had problems.



("Passed"), an exclamation point ("Minor problems") or a red X ("Serious problems"); this is somewhat more refined in Mac OS X 10.5, which also tells you the number of fonts that passed or had problems. (See Figures 3 and 4.)

Once *Font Book* has completed its examination, you can use a menu at the top to show, for example, all the fonts with Warnings. Not only is this a quick way of sorting through the results, but it also gives an indication of what the problem might be, if any. In our example (Figure 5) several duplicate fonts were found. These were installed by Microsoft *Office 2008*, which blithely installed fonts previously installed by Microsoft *Office 2004*. Fortunately, this is merely untidy, and should present no real problems.

If you do find serious problems, you may need some help. Simply removing a damaged font may cause other problems, especially as quite a few fonts are required for Mac OS X to operate correctly. In some cases, you may be able to reinstall fresh copies of a given font, but in rare cases, a reinstall of the operating system may be necessary.

If in doubt, ask about such problems on the Pi's Web forums, the TCS (<http://tcs.wap.org/>). A second opinion (or a third, or eighth, or fifteenth) may help you decide if you have a minor annoyance or need to plan on major surgery.

If in doubt, ask about such problems on the Pi's Web forums, the TCS... A second opinion...may help you decide if you have a minor annoyance or need to plan on major surgery.

Figure 5: In this example, *Font Book* indicates that 36 fonts have "minor problems," and after examining the results, a pattern emerges: all these fonts are common to both Microsoft Office 2004 and Office 2008. Naughty, naughty, Microsoft.

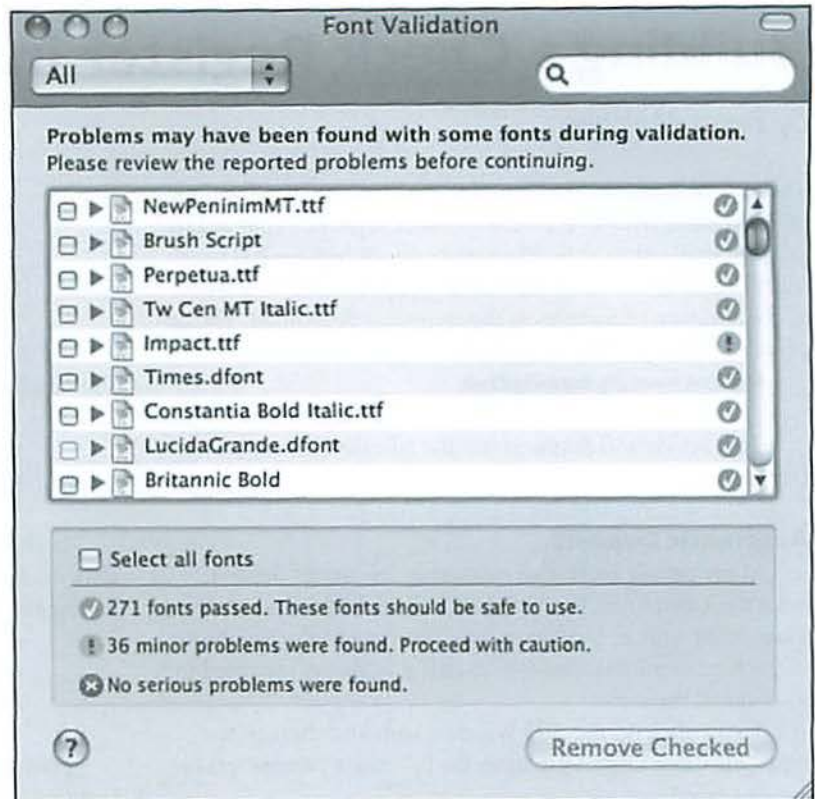
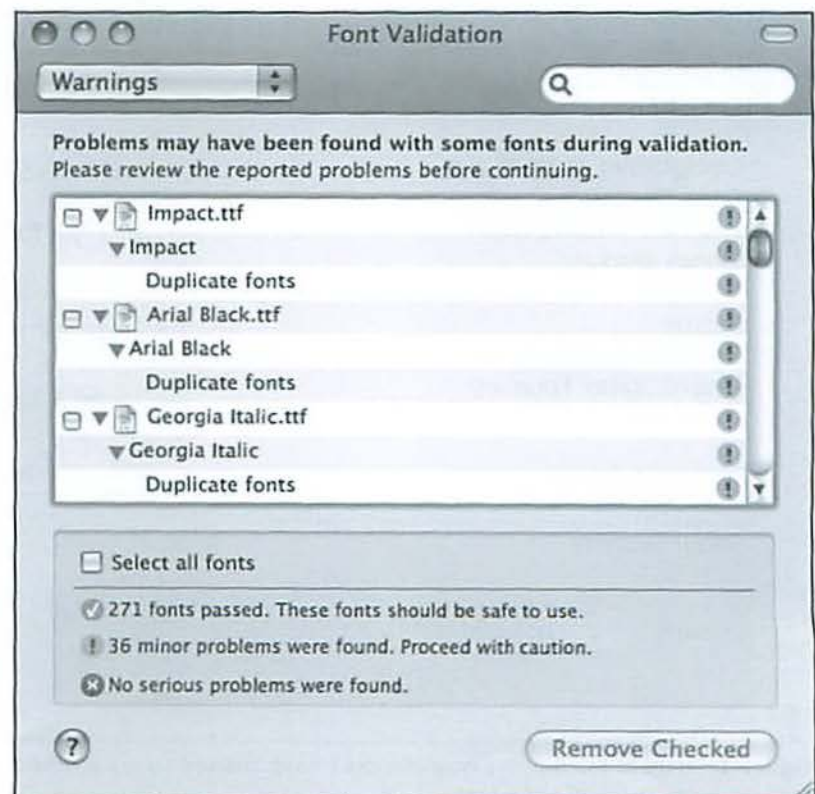


Figure 4: Mac OS X 10.5 displays not only the color-coded key, but adds summary statistics indicating how many fonts passed and how many had problems.



Building a Check Register in REALbasic: Part 7

By Brent Malcolm

This article is another in the series about simple programming in REALbasic (RB) to construct a check register. What began as a demonstration to build a simple check register has been transformed into a more full-featured application as a result of the addition of features as the series has developed. The application through Part 6 can be downloaded here:

<http://www.wap.org/journal/realbasic/>

This article will demonstrate the addition of Automatic Deposit.

Automatic Deposit

Many people receive an automatic electronic deposit from their employer, the Social Security Administration or some other source. I will show you how to add the capability to track an automatic deposit, so that it is always recorded in your check register.

First I click on the Add Window icon and then, in the Property/Value table, I establish the following parameters for the new window:

Name: autoDeposit
Width: 700
Height: 375
Frame: 1-Movable Modal
Title: Automatic Deposit

To the new **autoDeposit** window I add a new control, the TabPanel, and assign the following parameters:

Width: 660
Height: 335

In the Appearance section of the Property/Value table I click on the ellipsis of the Panels and define the TabPanel as having two tabs. I title them:

Establish Auto Deposit (Tab 0)
Auto Deposit Status (Tab 1)

I configure Tab 0 of the **autoDeposit** window as shown in Figure 1 with a list box, a couple of edit fields and a group box

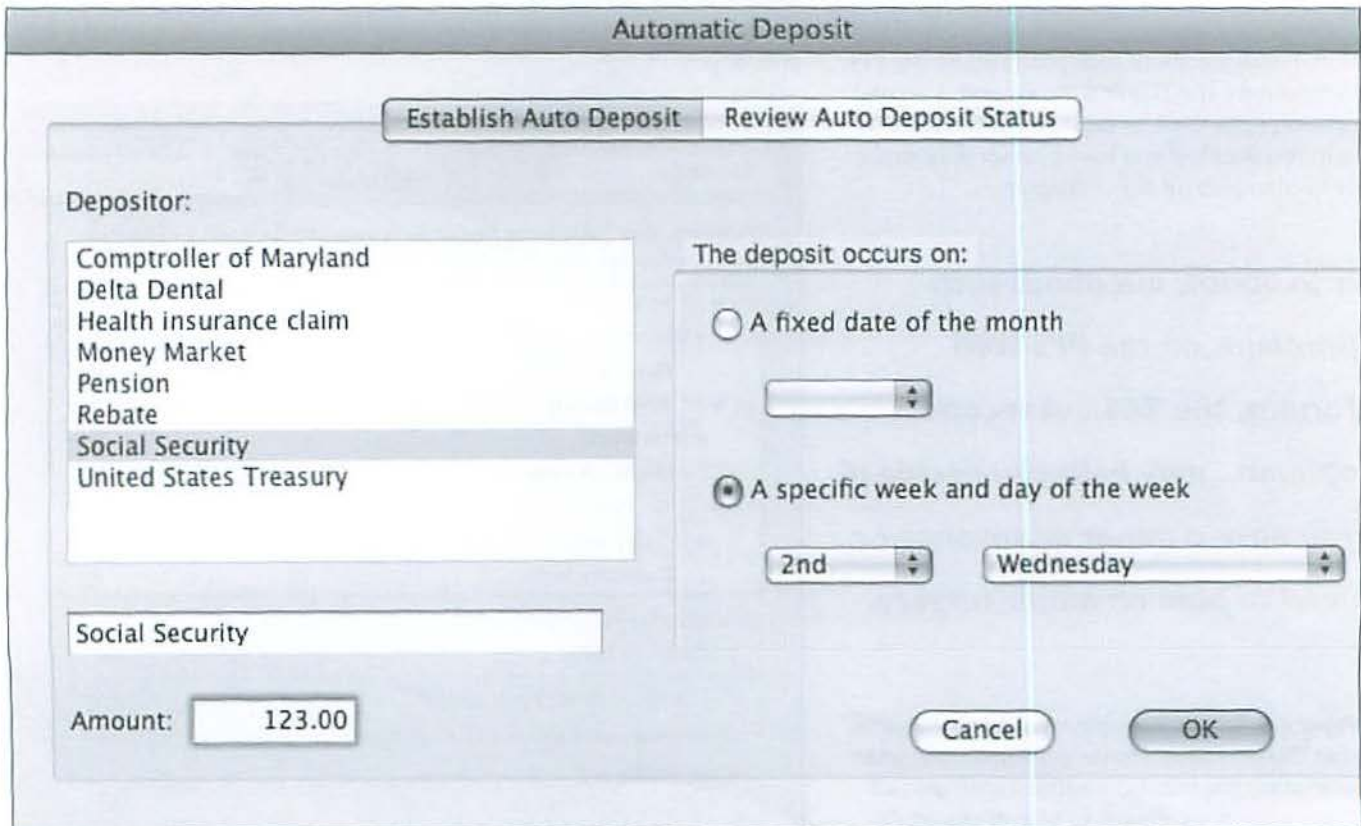


Figure 1. Here is Tab 0 of the new window I have created so my checkbook register will automatically record my paltry social security check every month.

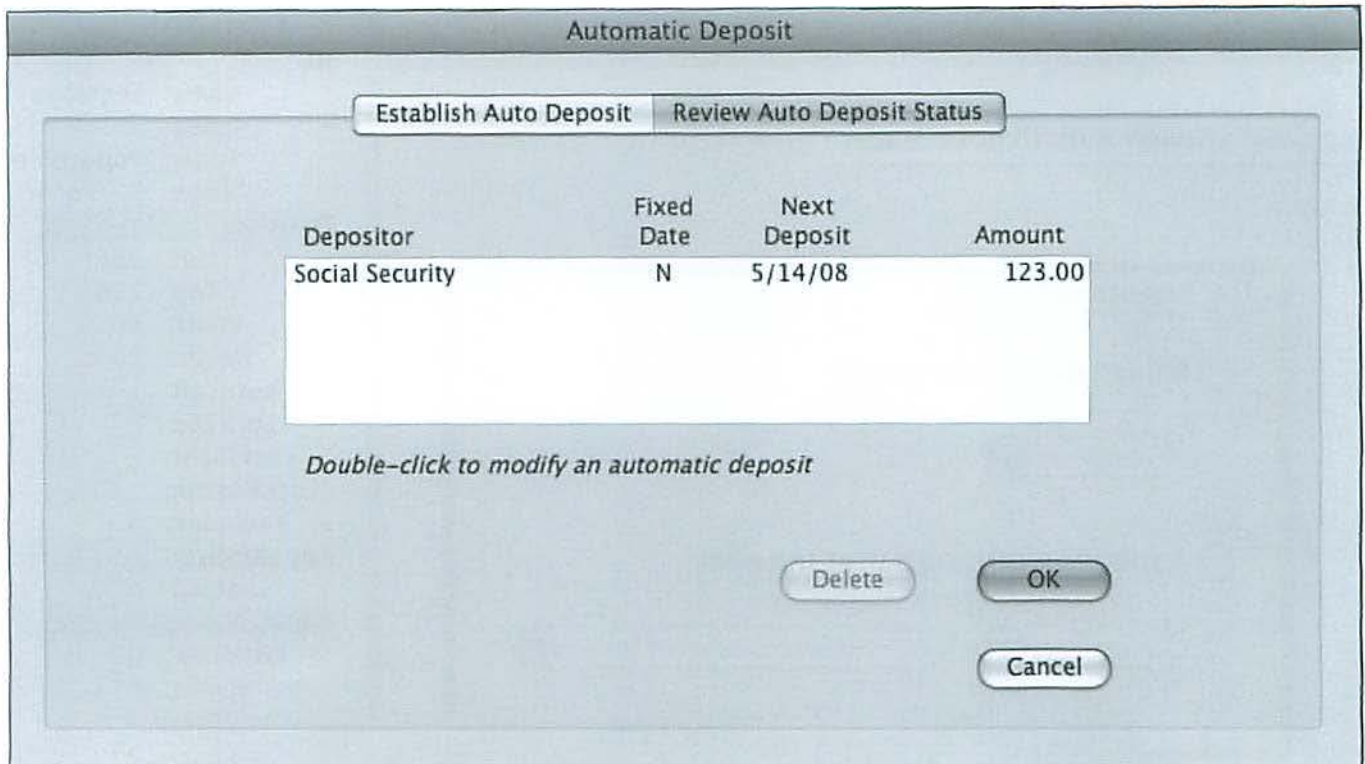


Figure 2. Tab 1 of the **autoDeposit** window lets me review the status of that social security check deposit.

with some popup menus. The only new control is the popup menu, which I'll cover in a moment. Tab 1 is configured as shown in Figure 2.

I need a few new variables for my **autoDeposit** window. In the **globalFinancial** module I'll define *nAutoDeposits* as an integer, *autoDepList(0)* as a string array and *autoDepositFlag* as a boolean. In the **autoDeposit** window I'll define *autoDepositChangeFlag* and *fixedDate* as boolean. I'll define *autoDepositIndex*, *listSelection* and *rowSel* as integers.

In order to call the new **autoDeposit** window, I've added a menu item (Automatic Deposit...) to the Special menu just below the Reconcile menu item added in the Part 4 article. Its menu handler reads simply:

```
autoDeposit.init
```

This new method, *init*, configures the window:

```
loadDepositorsList
loadReviewList
setInitialValues
self.show
```

The *loadDepositorsList* method loads the list box in Tab 0 with the same list of depositors that is loaded in **DepositWindow**. In order to make this operate properly, the variable *nDepositors* is moved from **DepositWindow** to **globalFinancial**.

```
dim i as integer

for i = 1 to ndepositors
    depositorsList.addRow depList(i)
next
depositorsList.headingindex = 0
depositorsList.sort
```

The *loadReviewList* method loads the list of established automatic deposits (if any) into the list box (*AutoDepReview*) in Tab 1. This list will come from automatic deposit information that will be read from the Preferences file (that I will cover later):

```
dim i As integer

AutoDepReview.DeleteAllRows
for i = 1 to nAutoDeposits
    addAutoDepReviewRow(autoDepList(i), i - 1)
next
```

The *setInitialValues* method initializes the radio buttons, edit fields and popup menus:

```
depositorsList.index = 0
rcvdFm.text = ""
autoAmt.text = ""
```

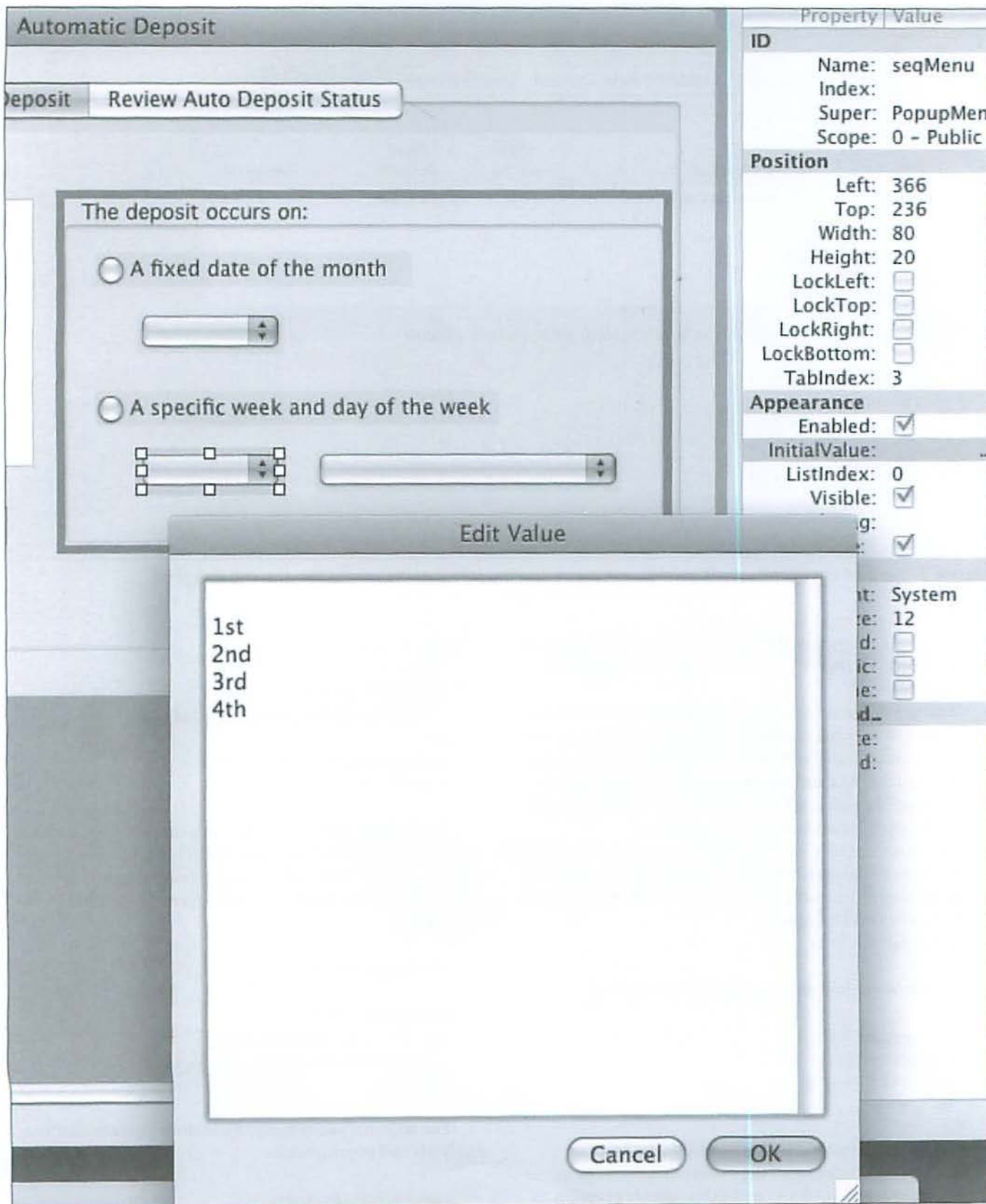



Figure 3. When I set up my automatic deposit I use this pop-up menu to fill in the information the program needs to schedule the deposit.


```

dateButton.value = true // fixed date radio button
datemenu.listindex = 0 // fixed date
daymenu.listindex = 0 // day of week
seqMenu.listindex = 0 // week of month
fixedDate = true // boolean

```

```
tabPanel1.value = 0 // tab 0 active
```

I haven't yet defined what will appear on each of the popup menus, but RB makes it easy. Each popup menu Property/Value table has an InitialValue item. Clicking on its ellipsis reveals a window where the menu labels are entered. Figure 3 shows the InitialValue window for the seqMenu (week of the month). Similarly, the popup menu under the Fixed Date button will list the days 1 through 31 and the day-of-week popup menu will list Monday through Friday.

Is Input Data OK?

When the user has entered the data in Tab 0 and clicked on the OK button, its action handler contains the following method:

```

dim i As integer

if rcvdFm.text = "" then
    MsgBox "You must select the Depositor."
    return
end if

if autoAmt.text = "" then
    MsgBox "You must indicate the amount of the
automatic deposit."
    return
end if

if dateButton.value and dateMenu.listindex = 0
then
    MsgBox "You must select a date for the auto-
matic deposit."
    return
end if

if dayButton.value then
    if seqMenu.listindex = 0 or dayMenu.listindex
= 0 then
        MsgBox "You must select the day for the auto-
matic deposit."
        return
    end if
end if

if autoDepositChangeFlag then //modifying exist-
ing auto dep
    i = autoDepositIndex
else //new automatic deposit
    nAutoDeposits = nAutoDeposits + 1
    i = nAutoDeposits - 1
    autoDepReview.addRow ""
end

```

```

autoDepReview.cell(i, 0) = rcvdFm.text
autoDepReview.cell(i, 3) =
Format(StrToVal(autoamt.text), "###,###.00")

if fixedDate = true then
    autoDepReview.cell(i, 1) = "Y"
    autoDepReview.cell(i, 2) = findAutodate(0, date-
menu.listindex)
    autoDepReview.cell(i, 4) = "0"
    autoDepReview.cell(i, 5) = str(dateMenu.list-
index)
else
    autoDepReview.cell(i, 1) = "N"
    autoDepReview.cell(i, 2) = findAutodate(seqMenu.
listIndex
    daymenu.listindex + 1)
    autoDepReview.cell(i, 4) = str(seqMenu.listin-
dex)
    autoDepReview.cell(i, 5) = str(daymenu.listin-
dex + 1)
end if

depositorsList.selected(rowSel) = false
setInitialValues // reset panel 0
tabPanel1.value = 1
autoDepositChangeFlag = false

```

This is a very long method but it's not too complex. The first series of if-statements merely checks for errors. Then the data are loaded into the Tab 1 list box (*autoDepReview*), the Tab 0 controls are reset and Tab 1 is displayed (Figure 2). The only new thing is the call to a method called *findAutoDate*. This method decodes the date or day of week selections into a real date. Below I describe how to set this up.

findAutoDate

This method receives the list indices from the popup menus in Tab 0. It converts them into a date that is returned to the calling method. This will be the date that will trigger the next automatic deposit. The *findAutoDate* method below is placed in **globalFinancial** because it will be called by other than the **autoDeposit** window:

```

// receives i as integer, j as integer
// determine deposit date from week number and
day of week OR
// from simple date
// i is week of month, j is day of week
// i = 0 means a simple date input and j = date
of month

dim s as string
dim d, today as date
today = new date

```


Software Tutorial

```
d = new date
d.day = 1

if i = 0 then // simple date input
    d.day = d.day + j - 1
    if today.totalSeconds >= d.totalSeconds then
        d = addMonth(d)
    end if
else
    d.day = d.day + dayToDate(d, i, j) - 1
    if today.totalSeconds >= d.totalSeconds then
//should be next month
        d.day = 1
        d = addMonth(d)
        d.day = d.day + dayToDate(d, i, j) - 1
    end if
end if

s = d.shortdate
return s
```

To begin, two new dates are defined (*d* and *today*) and by virtue of them being new, they are set to the current date—the date the method is run. The date *d* is then set to the 1st day of the current month.

If *i* equals 0, I make *d.day* equal to *j* (the list index of the dateMenu popup). Then I test to see whether today's date is greater than *d.day*. If not, then *d* will be the next trigger date. Otherwise, I add a month to *d* using the method `addMonth`.

The other case occurs when a specific week and day-of-week is selected.

There are two embedded methods in `findAutoDate`: `addMonth` and `dayToDate`.

addMonth

This method adds a month to the date that is sent:

```
// receives d as date

if d.month <> 12 then
    d.month = d.month + 1
else
    d.year = d.year + 1
    d.month = 1
end if
return d
```

This is a simple process unless the month is 12 (December), in which case the month is reset to 1 and one is added to the year.

dayToDate

This method receives a date, an integer representing the

week number and an integer representing the day of the week. Sunday is 1. The method returns the date of the month.

```
// receives d as date, i as integer, j as integer
// i = week, j = desired day-of-week
// d has been set to first day of month
// returns day of d.month
// that satisfies i & j input

dim nWeeks, nDays, offset as integer

nWeeks = 7 * (i - 1)

offset = j - d.DayOfWeek

if offset > 0 Then // j is later than
d.DayOfWeek
    nDays = nWeeks + offset + 1
Else
    nDays = nWeeks + (8 - d.DayOfWeek + j)
End
Return nDays // date of month
```

This is simply an algorithm that converts a week and day-of-week into a date. It first looks at the relationship between the desired day-of-week and the day-of-week of the first day of the supplied month. That determines *offset*. *Offset* is then tested and whether it is positive or negative determines the way the final day of the month is calculated.

Is Data Review OK?

If all is well and the user clicks on the Tab 1 OK button, its action event handler executes:

```
rebuildAutoDepList
autoDepositFlag = true
prefsHaveChanged = true
self.close
```

The `rebuildAutoDepList` method reloads the string array `autoDepList(0)` in `globalFinancial`. This array will be used later when I write the automatic deposit data out to the Preferences file.

```
dim i As integer
dim amt As Double
dim s As string

redim autoDepList(0)
for i = 1 to nAutoDeposits
    s = autoDepReview.cell(i - 1, 0) + chr(9) //
Depositor
    amt = StrToVal(autoDepReview.cell(i - 1, 3))
    s = s + str(amt) + chr(9) // Amount
```



```

    s = s + autoDepReview.cell(i - 1, 1) + chr(9)
// Fixed Date?
    s = s + autoDepReview.cell(i - 1, 4) + chr(9)
// Week
    s = s + autoDepReview.cell(i - 1, 5) + chr(9)
// Day
    s = s + autoDepReview.cell(i - 1, 2) //
Next Date
    autoDepList.append s
Next

```

This method first zeros the `autoDepList` array and then reloads it with data from the list box in Tab 1.

Then, the following is added to the `writePrefs` method described in Part 5 so that the automatic deposit data is saved:

```

// autoDeposit status
o.WriteLine "Number of AutoDeposits" + chr(9) +
str(nAutoDeposits)
for i = 1 to nAutoDeposits
    o.WriteLine autoDepList(i)
next

```

This method first writes the number of automatic deposits contained in `autoDepList` and then writes each line of the `autoDepList` array into the preference file.

The `autoDepositFlag` will indicate the presence of an automatic deposit when the application is first opened and it will be set by this new code that is added to the existing `readPrefs` method described previously:

```

// get autoDeposit data
s = instream.readLine
nAutoDeposits = val(NthField(s, chr(9), 2))
if nAutoDeposits > 0 then
    autoDepositFlag = true
    for i = 1 to nAutoDeposits
        autoDepList.append instream.readLine
    next
End

```

When is an Automatic Deposit Posted?

The last thing to do is to test the automatic deposit information when the application opens to see if one of the automatic deposit trigger dates has passed and if so, make the appropriate entry in the check register. The following lines of code are placed in the `readDataFile` method after all of the data records have been read.

```

// check for automatic deposit
if autoDepositFlag then
    autoDepCheck
End

```

This code simply calls the `autoDepCheck` method if the `autoDeposit` flag has been set true by the previous code in `readPrefs`. The `autoDepCheck` method:

```

dim t, s As string
dim i, j, k As integer
dim d As new date

for i = 1 to nAutoDeposits
    t = NthField(autoDepList(i), chr(9), 6) //
Trigger date
    if DateSeconds(t) <= d.TotalSeconds then
        // update Check Register window
        s = t + chr(9) + chr(9) + chr(9)
        s = s + NthField(autoDepList(i), chr(9), 1)
+ chr(9) + chr(9)
        s = s + NthField(autoDepList(i), chr(9), 2)
// Amount
        addTransRow(s, ntransactions)
        ntransactions = ntransactions + 1
        MsgBox "Automatic Deposit made for " +
NthField(autoDepList(i), chr(9), 1)
        testEntryDate(ntransactions) //see if it's
an "old" date
        FindBankBalance
        ListHasChanged = True

        //update next trigger date
        j = val(NthField(autoDepList(i), chr(9), 4))
        k = val(NthField(autoDepList(i), chr(9), 5))
        autoDepList(i) = Replace(autoDepList(i), t,
findAutodate(j, k))
    End
Next

```

This method looks at the trigger date of each automatic deposit listed in the `autoDepList()` array. If it is less than today's date, a record is built and then added to the check register using the method, `addTransRow` which you saw in Part 1. The method also calls `testEntryDate` that was added in Part 5, to insure that the Check Register is kept in chronological order. Lastly, the next trigger date is computed and added to the `autoDepList()` to be written out to the Preferences file.

This concludes this article on REALbasic. The final article will add the coding necessary to start using the CheckRegister with your own checking account.

The compiled application to-date along with the data files and the source code can be downloaded here:

<http://www.wap.org/journal/realbasic>



Apple's Image Capture and Preview, two applications that are bundled with Leopard ... have recently been enhanced and reinvigorated, and now support scanning — and they do so with minimum user effort, and no additional cost for software.

Figure 1. This is the overview screen in both Image Capture and Preview. You can tailor all of the control settings on the right-hand side to your particular scan.

Scanning using Image Capture and Preview

By Bill Kingsley

We have been looking for a quick and easy way to do informal scanning of non-critical subjects, such as articles in magazines and newspapers. *Photoshop Elements 4* can be used for this, as can *Aperture 2*. However, neither of these is particularly quick or easy. Apple's *Image Capture* and *Preview*, two applications that are bundled with Leopard (and with earlier versions of Mac OS X), have recently been enhanced and reinvigorated, and now support scanning — and they do so with minimum user effort, and no additional cost for software.

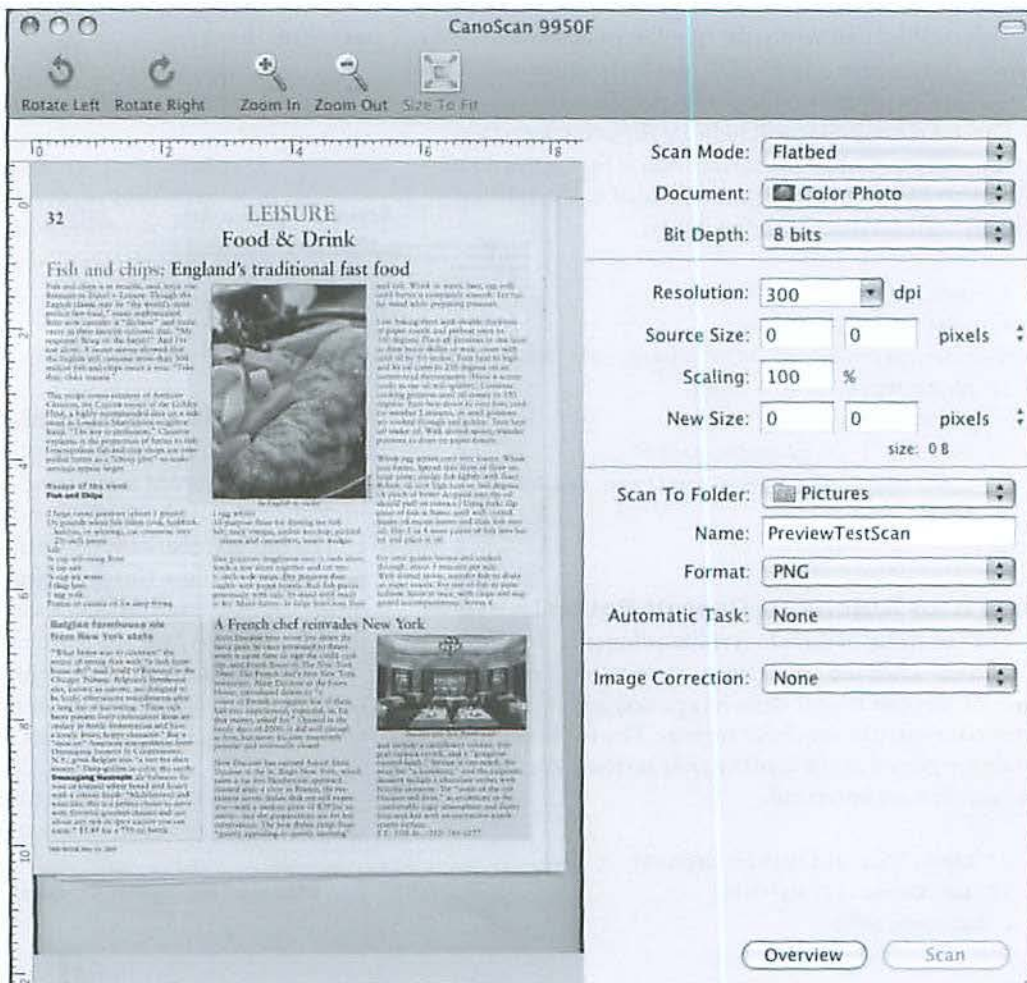
You do of course need a scanner and TWAIN compliant driver software, usually as OEM provided.

The scanner may be cabled via USB 2 or FireWire; the applications support both protocols. Our testing was done using a Canon CanoScan 9950F flat bed scanner and FireWire interface.

Getting Started

In *Image Capture*, all you need to do to get started is to apply power to the scanner and launch the application; it will automatically perform an "Overview" scan. In *Preview*, you must in addition select "Import Image" from the File Menu to initiate the overview.

Once the application is launched, the document you are scanning appears on the screen, together



with a list of control settings. Figure 1 shows you an overview screen, which appears to be identical in both applications.

Before performing a final scan, you may adjust any or all of the control settings on the right side of the screen, to best suit your purpose in scanning the document. At a minimum, you must designate some value for **Source Size**. The Scan button will not become operable until this is done. As soon as both **Source Size** dimensions are specified, a crop box appears superimposed on the scanned overview, as shown in Figure 2. You can move this box around over the image, to select the subject matter you want to scan. You can also adjust the size and shape of the image to be scanned using the handles that appear on all sides and corners of the crop box.

The Final Scan

Once you have adjusted your control settings and selected the material you want to scan using the crop box, all you have to do is to press the **Scan** button. The application scans the image and auto-saves it to the selected destination folder. If an **Automatic Task** is chosen, that application will open and display the image.

Figure 3 shows a final scan that *Image Capture* has handed off to *Preview*. The new **Adjust Color**

tool is open, with available adjustments. Although this scan was made as gray scale, adjustments are helpful none-the-less to remove colorcast and increase contrast for legibility of text.

What Scanner?

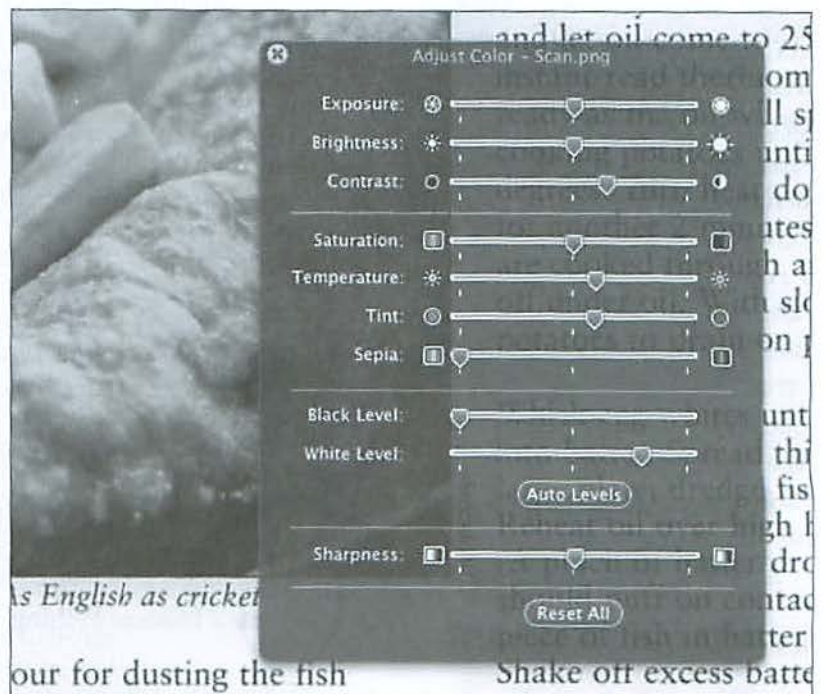
As already noted, I used a Canon CanoScan 9950F flat bed scanner for the images in this article. Allen Thompson reports that he is using an HP Photosmart C5180 network-attached printer-scanner that is fitted with an Ethernet port, and so is network addressable. An ordinary browser can be used to “surf” to this device and “download” a scan. This requires no special software, and no expense beyond the cost of the HP hardware. The HP C5180 cost \$200 in 2006; as of this writing, Tiger Direct is selling it for \$100.

PC World had the following to say about the HP Photosmart C5180:

Scans completed quickly, with our 4-by-5-inch test photo at 100 dpi taking just 7.1 seconds (only the Canon MP960 was faster, at 6.2 seconds). On the other hand, plain-paper copying averaged a slower-than-normal 2.1 ppm. The well-priced Photosmart C5180 has much to offer for printing photos and for sharing on a small network. It delivers high-quality glossy photos, but its plain-paper photo prints are not great.

Left: **Figure 2.** Once you have specified values in the control setting for Source Size, this crop box appears superimposed on the scanned overview. You can use the crop box to select material to be scanned and to change the size and shape of the scanned image.

Right: **Figure 3.** Here is a final scan with the new Adjust Color tool open.



The Best of the TCS – Late Spring 2008

By Bob Jarecke and Dick Rucker

Answers Abound on the TCS!

The Washington Apple Pi (WAP) has a discussion forum called the TCS, which is short for TeleCommunications System. This system is accessible, after log-on, to any Pi member with an active membership account and a password. Account numbers and passwords are mailed to new and renewing members along with the confirmation of their membership. There is a detailed “how-to-use” guide available for download on the Pi’s Web site home page. Just look for the title “TCS User Guide” under the Washington Apple Pi Events heading. It is a PDF download of 2.1 megabytes.

What makes the TCS different from other discussion forums? The answer is: answers!

Most questions posed on the TCS result in quick and concise replies that give members who are stymied, confused or hopelessly lost plenty of options to help them fix their computer problems. The answers and advice come from fellow members who generally have years of experience and the credentials to back up their recommendations. And another reassuring fact: these are fellow members that you have met at the general meetings or elsewhere. You can put a little more trust in someone you know than in an unknown screen name.

Now, a bit of a departure from the usual format for this serial *Journal* article. Instead of presenting the originating question and the litany of answers and replies, we are providing our top choice in its entirety and the remaining selections with only the opening question. The reader can then decide whether it is worth looking up the replies on the TCS. We hope this will encourage more readers to take a look at the TCS. We know that if you do, you will soon discover what a treasure trove of information it is.

dotMac problems

(TCS/Computing Conference/Internet Software)

Late today, I found dot Mac mail rejecting my password. I cannot login to dot Mac.

I am using 1.8 dual G-5, OS X 10.4.11, Safari 3.1.1

The last email received at my dot Mac address arrived at 5:53 p.m. from *iTunes*.

Mail sent from another account to the dot Mac address does not arrive at the dot Mac address and it has not bounced back to the sending address.

I tried sending mail from my dot Mac mail — I keep getting requests for my password, which is then rejected.

Could my password have changed without me or my keychain knowing about it? Is the problem with dot Mac or me?

Subsequent Replies

Apple announced that presently...

Members cannot access .Mac Mail. 100% of members may be unable to access .Mac Mail using a desktop email application. .Mac Mail on the web is not affected. Members can access .Mac webmail for their .Mac Mail needs in the interim. Service will be restored ASAP. We apologize for any inconvenience.

Magically, my test messages sent earlier arrived shortly after 9 p.m. EDT and dot Mac support sent an automated email acknowledging the receipt of my query.

Service will be restored ASAP.

Thanks for letting us know!

I ran into the problem last night and just gave up, knowing I hadn’t changed anything and so assumed that Apple had. I’m glad I didn’t try to “fix” the problem by mucking about blindly.

Late today, I found dot Mac mail rejecting my password. I cannot login to dot Mac.

I noticed Mail being unable to access my .Mac mail around noon yesterday. I checked again around 7 pm and the situation hadn’t changed. This morning everything seems to be back to normal.

**OUTSTANDING
DISCUSSION**

<http://tcs.wap.org>



It's unfortunate that Mail suggests there is a password problem when the problem is simply that it cannot contact the mail server.

Always double check your access with a browser before tinkering with settings in Mail.

And — let's all really try to remember this when we give advice — use the Connection Doctor feature built into Mail starting with Tiger or so.

Absolutely. Connection Doctor is a wonderful tool.

Thinking back on yesterday's .Mac outage, I don't remember Mail once asking me to reenter my password. Perhaps they've changed Mail's behavior in this regard under Leopard.

I sorta feel like a Leopard newbie, having upgraded to Leopard here at work. I, like many others, use the computer much more at work than at home — so it's a new feeling to live with Leopard from 9 to 5 each day.

use the Connection Doctor feature built into Mail starting with Tiger

I'd used the connection analyzer built into the Network control panel in Preferences, but I was unaware that there was a Connection Doctor in Mail until now. Thanks for pointing out its existence!

One more example of something that has been available to me for many months, but I just never saw it or tried it out.

Eureka!!!

I didn't know about this, but there it is, under the "Window" menu item [using 10.4.11]. Wish I had known about this before.

I too got several erroneous password rejected dialog boxes. Apple really should fix this operability bug. At least, I have learned a new trick.

Other TCS discussions for this edition of the Journal!

Keystroke Substitutions

(TCS/Computing Conference/ Mac OS System Software)

Is there available in Leopard a method to automatically substitute one pre-defined set of key stroked characters for another? This was a nice feature of the Rainmaker spelling checker. I could key in something like "xCmd" and the checker would substitute the single Unicode 2318 character (a ⌘ here

in HTML, I believe).

External Hard Drive(S)

(TCS/Computing Conference/ Mac OS System Software)

I have three external drives for my iMac, and the problem is only one of them can be connected to the iMac at a time. I would like to dedicate that one to Time Machine, but then I can't use the others without disconnecting it because the ports for USB are limited to three. Any suggestions for using the two other drives on a regular basis? Neither a 4 port nor a 7 port hub will work- I have one each of these.

Theater finder

(TCS/Computing Conference/ Mac OS System Software)

Folks, I have enjoyed the special app in OS X that lets me look up shops, movies and times, theaters, etc.

Where do I find it in Leopard?

Alias In Finder Grayed Out

(TCS/Computing Conference/ Mac OS System Software)

While logged into my normal user account, which doesn't have admin privileges, I was unable to make an Alias for any of my apps: the Alias command was grayed out.

I switched to one of my admin accounts, and the right to make Aliases was restored!

I recall making Aliases in my non-admin account before, so what might have changed? Suggested fix, anyone?

BTW, I only want this particular Alias in my normal working account.

Office 2008 for Mac

(TCS/Computing Conference/ Office Productivity)

I am about to install *Office 2008* for Mac and got to wondering about something. If I write something in *Word* in the 2008 version, will I be able to open that *Word* file on my older computer, which only has *Office 2004 for Mac*?

OpenOffice 3 beta available

(TCS/Computing Conference/ Office Productivity)

It is now possible to run *OpenOffice* as a native Macintosh application. You can download the beta of version 3 from:

<http://porting.openoffice.org/mac/>

Initial impressions: not a Mac program. It didn't know to

Best of the TCS

use my default web browser (asked me to change this in prefs but I couldn't find it). The menus seem to be the standard *OpenOffice* menus rather than adapted to Mac OS X.

After minimal use strikes me as much faster than *NeoOffice* on a PPC Mac. Also looks better. If it is stable it looks like a good replacement for *NeoOffice* (which is *OpenOffice 2* wrapped within a Mac shell). To let you know my biases, the more I use *NeoOffice* the more I loathe it. I hope *OpenOffice* to be an improvement.

But still too geeky. For example, instead of offering a tab delimited save option for spreadsheets, you have to do a csv Save and then define [tab] as the column delimiter.

Exporting from Quicken

(TCS/Computing Conference/ Office Productivity)

Attempting to leave the warm embrace of Intuit, I have tried to export a few months of data from *Quicken 2005*. When I did the port everything looked normal in Quicken, and again in *Moneydance* — although the file transfer did seem remarkably rapid. But nothing (absolutely nothing) happened in *Moneydance*. No transactions appeared. :-\

I exported seven files for 4 months history in seven accounts, and one also for all the accounts. Looking at the exported files in Finder, it would seem that all seven individual account files contain “zero KB”, and the combined file is 8 KB.

Is it perhaps because my *Quicken 2005* is past “sunset” that the export has been turned off? Or have I somehow missed some clue as to how to do this?

Adapter for Mac Book Pro

(TCS/Computing Conference/ Office Productivity)

I bought a new Mac Book Pro, and will be taking it on the road to make a presentation later this week in Atlanta. The MBP came with an adapter, which I assume will connect to an LCD projector.

I'm just confused because there is mention of an optional adapter for the DVI port for s-video and composite video connection. What, specifically, would this be used for? Connecting to TV monitors?

In which case, I assume everything will work with the adapter that came with my MBP. And yes, I plan to test it — was just wondering if anyone had experience in this regard.

CyberDuck and iDisk

(TCS/Computing Conference/ Internet Software)

CyberDuck version 3, just released, works nicely with an iDisk. Much more responsive and faster than the Finder.

Enter: <http://idisk.mac.com/membername> to access your iDisk.

You can get *CyberDuck* here: <http://cyberduck.ch/>

Browser printing problem

(TCS/Computing Conference/ Internet Software)

I want to print this article:

http://en.wikipedia.org/wiki/Moore%27s_Law

then 3-hole punch it for keeping in a 3-ring binder. I've tried three browsers, and none do a satisfactory job:

left margin font size graphics available

	Left margin adequate?	Font size adequate?	Graphic available for printing
<i>Safari</i> v 3.1.1.	NO	YES	YES
<i>Firefox</i> v 2.0.14	YES	NO	NO
<i>Camino</i> v 1.6	YES	NO	YES

Safari not only has no left margin, the first character on each line fails to print.

Two questions:

1. Can the printing format in any of these browsers be adjusted to fix the above?
2. Why does Firefox not display/print the graphics on these pages? Either nothing appears, or a text description of the missing graphic, is displayed and printed.

Final Thoughts:

If these “best of” excerpts help you learn something new or helpful, that is good and there is a lot more where they came from. The Pi Web site is a great resource for current and archival information, and the TCS takes it a step further by offering near-real-time assistance from friendly fellow Pi members. Give the TCS a try; you may like it.



Mac Masters — A Short Review

By Bob Jarecke

If one were to dole out stars to rate the Pi's recently completed Mac Masters Seminar, the number I would assign would be 4 out of 5! The Spectrum Theater was great, the speaker top notch, the accommodations and services just dandy; even our event planner and assistant did a superb job. So, why not five stars? There was one thing missing: You!

Attendance for the event was disappointing and we are deliberating as to why. While the initial reposts from those attending have been very favorable, and this might help promote the next such event, it does little to assuage the fact that we just didn't fill a majority of the 350 seats available. We felt we promoted the event in a timely and thorough manner via paid advertising, online promotion, written communications and even event flyers distributed to some local computer retailers. But alas, we brought in very few people from outside the Pi.

We plan to survey those in attendance, and those who expressed interest in this type of event, to learn individuals' rationale for attending and not attending. Oh, and if you are in neither aforementioned category but have a comment you want to pass along about the event, just shoot off an email to office@wap.org. We hope we can learn from all this and the next time we will see a SRO (Standing Room Only) crowd.

But enough of the gloom part. What happened?

Bob LeVitus, a.k.a. "Dr. Mac," gave the crowd an excellent presentation on Mac OS X Leopard and Living the iLife, which covered some great tips and uses of Apple's *iLife 08* applications. Bob enlightened and entertained! His presentation style, as well as his dress (shorts and sandals on the second day), was totally informal, and he enthusiastically entertained questions throughout both presentations. During each break and at lunch, he was bombarded with more inquiries and he responded with authority and aplomb. Bob is a good presenter who is totally approachable and a pleasure to work with. Thanks, Dr. Mac!

And to those who joined us on a warm Friday and stormy Saturday, was it worth it? I propose we let them speak for themselves, and we will pass along those comments along with other pertinent details in an expanded article about the event in the next *Journal*. The survey responses should speak volumes and you should hear what folks had to say, so stay tuned for the final report coming in the next *Journal*.

To all of you who attended, we say: Thank You! We appreciate your avid support of our Washington Apple Pi.

Bob LeVitus, fortified behind a wall of his books, addresses May's Mac Masters seminar. Photo by Richard Sanderson.



April General Meeting: Expert Preview of Photoshop Elements 6

By Richard Allen

The April General Meeting kicked off at 9:30 AM, right on time, with a call to order by Pi President Bob Jarecke. His shrill whistle quieted the large gathering and with little fanfare, the Question and Answer session began.

Questions & Answers

Pat Fauquet did the honors of hosting the Q&A and the questions came fast and furious. Some of the questions from the floor:

Q: Is it a good idea to put a pad under a laptop to keep it from becoming uncomfortable on your legs?

A: Avoid putting things under the laptop, which will increase the heat in the laptop that can lead to hard drive failure. It would be helpful to elevate the laptop and increase air circulation underneath to dissipate the heat.

Comment: The April Pi Fillings CD focuses on freeware and shareware, a return to the past focus. Items of interest include Desktop clean up. One application of interest, *Scribbles*, was demonstrated via a movie clip.

Comment: It was recommended that portable external hard drives be used to record and transport presentations. Generally speaking, the more interfaces on the external hard drive the better, e.g. FireWire 800 and 400 as well as USB 2.0 and SATA. Pat noted that Other World Computing's "on the go" section is a good place to start looking.

Q: I am having trouble recording sound from the Internet.

A: Look at the sound control settings in System Preferences/Sound. Other aids to audio recording from the Internet include: *Sound Source 2.0*, *Radio Ship*, *Audio Hijack 2.0*, *Vision Trim*, and *Airfoil*.

Q: I am having trouble viewing and copying HTML documents on the Internet.

A: *Notebook* by Circus Ponies does an excellent job of dealing with HTML files.

Comment: update all Web browsers ASAP. All Web browsers have been updated in the last month (May) to patch a security vulnerability common to all of them.

Q: How do I get more color choices for my *Stickies*?

A: While the font color can be easily selected under the Font menu, no one at the meeting knew of a way to change the color of the Sticky Note itself. It was pointed out that Mac OS X 10.5 Leopard has a new feature in the Mail application that integrates Notes with email.

Q: My family has two identical HP 6900 printers attached to two different Macs but with the same settings. One printer

prints far more slowly than the other. How can I get the slower printer to print as fast as the faster one?

A: Different versions of Mac OS X may have different printing rates or the HP printer drivers on one Mac may differ from the other. Possibly some corruption has crept into the printer preferences and the printer needs to be deleted and then reinstalled using the System Preferences > Print & Fax menu. Another possibility might be to reset the print queue and eliminate stalled print jobs.

Q: How can I locate my pointer (cursor) more easily?

A: Use *Mouseposé*, which will allow tracking the pointer and modifying its color. Also, the cursor can be increased in size by going to System Preferences > Universal Access > Mouse and adjust the Cursor Size.

Q: A question arose about sometimes having an application freeze or at least appear to freeze (the spinning beach ball).

A: Force Quit only when absolutely necessary. Frequently the application is simply taking some time to accomplish its task. (A good way to see if things are frozen is to use *iStatPro*, which is a free widget. A further benefit of *iStatPro* is that it reports the operating temperature of devices like the hard drives and can be very valuable to laptop owners.) Use the Activity Monitor utility (Applications > Utilities > Activity Monitor) to determine if a specific application is frozen. Check to see if (a) the application is listed as Not Responding and (b) see if the numbers are changing. If the numbers are changing, then the application is still active. If absolutely necessary, select Force Quit.

A: I have old files from *ClarisWorks* and I want to use them in *Pages* but *Pages* will not read the files. It appears that I can read them into *AppleWorks* and possibly then into *Pages*. Can I automate the process?

A: It might be possible to automate the process using *AppleScript*.

Comment: File formats change often and it is best to store important documents in file formats which are likely to be around several years from now. For example, Microsoft Vista will not read files from Windows 95 *Word*, *Excel* and so forth. Some formats like PDF, RTE, and SimpleText are likely to be around many years from now. Work with copies of your documents and see if they come into the new format unaltered before making a final conversion. As a last resort, *TextEdit* might be useful.

Q: I have noticed that my MacBook Pro is noisy. Is this a widespread observation and is it possibly noise due to fans required to cool the processors?



In a scene that looks like it is out of some special effects blockbuster movie, Lesa Snyder King serves as her own backdrop for a demonstration of *Photoshop Elements 6.0* at the April General Meeting. Photo by Richard Sanderson.

A: Other MacBook Pro owners had not noticed that they were especially loud. In general, it was noted that heat is always a problem for electronics and that some fans could be louder than normal.

Pi Business

President Bob Jarecke took the floor and announced that this would be the first meeting in which we would have SIG meetings following the main meeting and pizza Pi for lunch. More than half the members stayed on for the SIG meetings: Beginners SIG, iLife SIG, and a SIG discussion were conducted. Bob reiterated that the Pi sponsored Mac Master Seminar with presenter "Dr. Mac" (Bob LeVitus) would be held Friday and Saturday, May 30 and 31, at the Spectrum in Rosslyn, VA. Bob reminded all that the May General Meeting would be held in Rosslyn immediately following the Saturday Mac Master program on Saturday May 31.

Bob reminded us that elections for the Board of Directors would be held in May and encouraged everyone to vote. After that announcement, we were introduced to the three candidates: Joseph B. Castillo, Jr., Larry Kerschberg and Richard Orlin. Bob noted that, after being snowed out in January, Mac expert Walt Mossberg of the *Wall Street Journal* will be the featured speaker at the Pi's June 28 General Meeting. Bob also noted that the Pi needs someone who is good at promoting things to step up and help the Pi and its program and events become better known in organizations and especially to those switching platforms.

Coffee Break 101 and the Main Event

A short refreshment break was held at 11:00 during which many members talked together in small groups and enjoyed each other's fellowship. Good feelings and smiles abounded and "a great time was had by all." The good times increased when we reconvened for our featured speaker Lesa Snyder-King, who is a world-class expert on Adobe *Photoshop*.

Pat Fauquet, VP for Programs, introduced Lesa Snyder-King when the meeting reconvened. Lesa is a true expert on all things relating to Adobe *Photoshop* and she focused her presentation on the newly released *Photoshop Elements 6.0*. She also acquainted us with iStockphoto.com and Lynda.com as adjuncts to our life with images.

Lesla focused on both getting the best quality images first and then using *Photoshop Elements 6* to enhance the images. She gave us many tips and tricks to help us in our quest for beautiful images, such as the following:

- Learn the settings for your camera and how they help you. For example, the Portrait setting has a shallow depth of field while the Landscape setting has a greater depth of field. The Macro setting has a very shallow depth of field and is for very close work. The action setting has very fast shutter speeds to stop the action and prevent blurry images.
- Use the Rule of Thirds for better picture composition. Imagine a tic-tac-toe grid of nine squares superimposed over your viewing area. Locate the main subject of your image at one of the intersection points for the image. Which point you choose will be determined by what other aspects of the scene you wish to emphasize. When taking portraits, use the subject's eye closest to the camera to locate at one of the intersection points.
- Experiment with vertical as well as horizontal orientations. Try different positions of the horizon line, using the rule of thirds. Whenever possible, you should lean against a stationary object to steady the camera. Take three shots in burst mode to improve your chances of getting the image you really want. For some unknown reason, an odd number of objects is more interesting.

General Meeting Report

- Crop with your feet, i.e., move your position to get the best picture before you release the shutter.
- Shoot from different perspectives or locations. If you are photographing children or animals, get down on their level before taking the picture. Shoot up from the base of buildings, sculptures, monuments and hot air balloons.
- Look behind you. The best picture may be somewhere else in the environment.
- Add depth to your images with objects in the foreground or background.
- Use image-editing software to achieve special effects such as antique appearances, sepia images, black and white images, and for saturation effects.
- Whole photo editors do not modify your original image. Pixel editing software actually modifies the image file with which you are working. Always work with a copy of your image file when using software that edits pixels in your image.

Photoshop Express is now in public Beta testing phase. It is online and free and offers up to 10MB of free space for images. You can browse, upload, share and create a photobook online.

Q: If I upload an image into *Photoshop Express*, can I get it back and use it in a publication such as a newsletter?

A: I do not know for certain.

Comment: High speed Internet is very desirable when transferring images either way.

Q: Who owns the image?

A: You do. However, if you make it public, Adobe can use it as is or make changes and use it. Be aware of that possibility before putting your photos into the system.

Lesla's presentation moved into the basics of nondestructive photo editing. She provided a couple of great tips, such as use a card reader to transfer your images to your Mac. Using a cable from the camera to the Mac is slow and images can get corrupted in the process.

Also, let the camera delete the images from your card. Do not let the software delete images from your card as the software can delete original images before they are transferred to your Mac. From time to time reformat your cards in your camera. Use 2GB or smaller cards to avoid losing large numbers of images in case of a malfunction or accident.

Finally, be careful naming your photos and use key words to aid the use of Spotlight to find and group images. Such identifying information can be added while importing groups of images.

Q: When shooting with the camera in the vertical orientation, how does the memory card account for the orientation?

A: The metadata stored with the image indicates the orientation of the camera when the image was made and allows the image to be displayed properly when viewed.

Q: What about shooting a picture at, say, 26 degrees?

A: One can take pictures at any angle for visual interest. It is a personal preference.

Q: What principles govern the zoom features?

A: Optical zoom and camera placement are better than digital zoom features. The digital zoom feature is a simulation and loses information while introducing noise and graininess into the image.

Lesla then shifted her attention to *Photoshop Elements 6*. This latest version contains a Guided Edit Mode. This version has a new interface, too. The Edit menu has Full, Quick, and Guided Edit modes. The Guided Edit mode includes a Before and After Preview feature. Many modes can be used on a single picture.

The Photomerge group shot can merge ten images into one really good image. The effect is somewhat akin to creating a panoramic view using photo stitching. One uses the Pencil tool to select from the initial image and copy to the final image. Another feature is the Photo Merge Faces. Lesla noted that the faces need to be of similar size and that there is no automatic alignment of features. One must use the alignment tool to match up eyes, lips, noses, ears and so forth. Again, the Pencil tool is used to copy regions from the source image to the destination image. The images can be further enhanced with features such as elliptical marquee frames and edge feathering.

A Black and White converter is included as well as Partial Color Effects with hue, saturation, opacity and other layers. If using RAW format, you must add the RAW plugin. There are many other tools like the Cookie Cutter tool. As her presentation ended, Lesla was loudly applauded and thanked for her presentation.

Pi Lunch and SIGs

After Lesla's presentation, a variety of pizzas and soft drinks were served. The Pi covered the cost—however, it didn't stop members from kicking in a couple of bucks each to defray the costs; a nice gesture by everyone.

After lunch, the group split up into the three SIG groups. This was the first occasion for conducting SIGs after the main portion of the General Meeting and as such they had not yet been organized enough to have someone take notes to write up what happened. In the future, we hope some volunteers will take note of the good information that comes out of these smaller group meetings.

Overall, the April meeting was full of buzz and excitement. The event was well attended and it provided much in the way of information, refreshment and camaraderie. Hope you can join us soon to partake in one of the better benefits of being a Pi member!

May General Meeting: Mac Masters Extended

By Bob Jarecke

As you may have read elsewhere in the *Journal*, the Pi hosted a Mac Masters Seminar at the end of May, and as an adjunct to the final session of the event, we took advantage of an opportunity and conducted our May General Meeting. The decision to do this was principally mine, as I felt it would take additional effort and energy to produce our regular monthly meeting just one week prior, if we had followed our usual monthly schedule. Also, that traditional fourth weekend ended with Memorial Day, and we felt we couldn't compete with other holiday events and travel plans. So the options were either to cancel the meeting or tack it onto our upcoming Mac Masters event. The latter choice won out.

Frankly, with the severe thunderstorms, a change of venue and a different time, I was not expecting a large number of folks to make the meeting. I was pleasantly surprised as 35 members and nonmembers showed up to listen and learn

from Bob LeVitus, a.k.a. "Dr. Mac." While not the usual 70 or better number we typically get at a General Meeting, it was a respectable number, and many of them came armed with lots of questions. Bob took the inquiries nonstop for nearly an hour before he had to quickly exit due to an impending appointment at the nearby Apple Store in Clarendon. Even while picking up his things and exiting the theater, he continued to explain solutions to the last question posed.

Bob again proved a knowledgeable and likable speaker, and we thank him for his time and willingness to participate in our abbreviated monthly meeting. Finally, with no follow-up planned, everyone was sent on his or her way advised to be careful as another thunderstorm was bearing down on the Arlington area. Overall, I believe most folks came away a little more knowledgeable and ready to try some new things that Dr. Mac aptly demonstrated.

During a break in the proceedings, the audience swarmed the lectern to ask Bob LeVitus questions during the May Mac Masters seminar. Photo by Richard Sanderson.



The Little Guys Won!

©2008 Tom Carlson

For the past decade and a little more, Washington Apple Pi (WAP) has counted on its members and its Web site to attract new recruits. Members talk to neighbors and acquaintances on busses or at dentist offices about Apple Pi and how it helps them be better Macintosh users — members helping members. Despite these activities, the count of members leaving WAP continues to exceed new members coming to the Pi.

At the April General meeting, the audience was asked how to reverse the declining membership trend line. The audience responded, "Advertise!"

As a group, our Board has been reluctant in past years to advertise. It knows that an advertising campaign done poorly or failing to reach an appreciative audience is money wasted. With recent Board actions to separate it from daily administrative tasks, the new Management Committee reviewed options to answer the membership challenge to advertise while approaching this new venue with caution. Like dipping our toe in the ocean to test the temperature of the water, the Management Committee moved cautiously forward — looking for an opportunity with little or no money upfront as well as limiting potential losses if we selected wrong advertising media.

We chose Google sponsored links as where we wanted to put our ads. Sponsored links appear on Google search results pages along the right hand edge of the page. There is no upfront money. We will be billed ten cents when someone clicks on our sponsored link. Our sponsored link ad will appear based on what the Google user is searching for. We stand a good chance of attracting new recruits who, with nurturing, may join us as members.

The next steps seemed simple: (1) write a succinct, four line ad; (2) circulate proposed ad among the Management-Management Committee to scrutinize and improve it; (3) create a Google account, identifying who we are, our ad budget, our creditworthiness, and geography of searchers we want to see our ad; (4) post our ad on Google Ad Words Web page for inclusion in Google's keyword advertising database

At the April General meeting, the audience was asked how to reverse the declining membership trend line.

The audience responded, "Advertise!"

(from which Google search engine selects sponsored links); and (5) proceed to share our sales message with the Internet world.

It wasn't quite that simple. We overlooked a critical step. Google ad content editors have a say-so. They can veto an ad, blocking it from appearing as a sponsored link.

Our original ad submission was:

Wash DC Mac User Group

Washington Apple Pi

"Members Helping Members"

www.wap.org

Vetoed! We used Apple, which they reported is a trademarked word reserved for Apple, Inc.'s exclusive use.

No matter how we reworked our ad, rearranging words while trying to retain original content, the result was the same. The ad was vetoed.

We wrote an email to the Google Ad Editors appealing to them to use a little common sense. We pointed out that we should be able to use "Apple" in our ad, as our middle name is Apple as in Washington Apple Pi. Vetoed again.

We were getting a bit desperate. We had been working on writing a successful four-line ad for days. We purposely misspelled Apple with two capital A's, to distinguish us from the trademarked word. Vetoed again. The veto message was different this time. In addition to the usual complaint about the trademarked word, we were told the ad was rejected as it did not use good grammar. This custom message also suggested we contact the trademark holder for relief.

That suggestion was both intriguing and deemed non-workable. Hadn't Apple, Inc., recently settled a twenty or more year lawsuit with the Beatles' Apple Corps regarding whether Apple could legally use "Apple" in its corporate name? We are the little guy and don't have the resources to do legal battles with any company, let alone one as big and powerful as Apple.

On the other hand, what was there to lose? We sent an email to the most senior manager we could find on Apple's Web site

Continued on page 41

Time and Talent: Need Some

By Bob Jarecke

The age-old issue of how to keep an all-volunteer organization running with only volunteers never seems to be resolved. Volunteers come and go, but the positions they filled or the tasks they performed do not. So it goes.

Here in our Pi, we have had many folks offer to help, and to be truthful, with so much of my and other Directors' energy focused on keeping the fires stoked and the wheel steady, we have been somewhat remiss in our follow-up on these generous offers to pitch in. So is there a better way to harness the talent that is within our ranks? Maybe.

First, if you are inclined to give a little back to the Pi, I highly encourage you to review the Opportunities page near the back of this edition of the *Journal*. A good while back we deliberated long over the title of that page, and we ended up with Opportunities because we wanted to cast a positive approach on volunteering. We feel it could be a win-win situation and Opportunities said that.

Take, for example, the new ad for a Design and Production Editor on the page in question. It isn't necessarily a case of someone taking over the arduous and painstakingly tedious job that Nora has so expertly filled but rather a chance for someone to learn from an expert how to design, layout and produce a periodical. It is a great opportunity.

Next, review your own job skills and expertise and consider how they might be suitable to helping operate the Pi. Do you have management skills? We need you. Writing expertise? We can use you. Database and programming talents? You are a keeper! Get the picture?

Just do it! Overcome the inertia and dive right in. A good example of someone who jumped in and quickly made a difference is Kitty Richardson. She saw us having to deal with the coffee break drinks and refreshments at the General Meeting and she said, "I can do that." She now is handling the meeting's coffee break quite well, and it is one less headache for the meeting planners to have to worry about. The point being: jump in, the water's fine!

You can pass along your intent to volunteer by sending an email to office@wap.org, even if it is just to get your name on the list. You can also call the office at 301-984-0300 and leave a message. Again, just to let us know you are interested would be a good starting point. I promise to contact you and start up a discussion on what you can do to help our Pi continue to thrive. And in the lingo of text message senders the world over: TIA (thanks in advance).





Congratulations to:

Jay Castillo
Larry Kerschberg
Richard Orlin

These three members were elected in May to the Washington Apple Pi Board of Directors.

The 2008-2009 Board in full:

Len Adler
Richard Allen
Jon Bernstein
Tom Carlson
Jay Castillo
Pat Fauquet
Bob Jarecke
Larry Kerschberg
Brent Malcolm
Gordon Nord
Richard Orlin
Charles Reintzel
Mike Schneible

This board is to be officially installed June 21, 2008.

The Little Guys Won! by Tom Carlson

Continued from page 38

involved in media relations. We identified Washington Apple Pi as a user group, that we are an Apple recognized Macintosh User Group, and we wanted to use Google Ad Words to advertise for new members, advertise our upcoming 30th anniversary, and advertise educational opportunities like the recently concluded Mac Masters seminar. We explained we were irked with Google Ad editors for the zealous protection of the trademarked word Apple. We wished for the company's permission to use Apple in our ads, as Apple is our middle name. We sent the message off.

"You have mail!" Apple responded 27 hours later. The message was from Apple's Intellectual Capital Legal Counsel. It granted us use of their trademarked words: Apple, Mac and Macintosh. We had not known to ask permission for the latter two. It also cc'd their counterpart department at Google, setting the stage for getting our ad accepted.

It took another 24 hours to see our ad on a Google results search page. We linked Apple's permission to our Google Account Number. Google updated our profile with Apple's permission to use three trademarked words. We resubmitted our original ad. We finally got an email from Google Ad Editors accepting an ad submitted by Apple Pi.

We, Washington Apple Pi, the little guys, won!

About Google Sponsored Links

Our ads are to attract new people to our meetings and to attract new members. We ask our current members to bypass clicking on our ad. Each time the ad is clicked, it costs the Pi a dime.

Still curious about what happens when a person clicks on our ad? They see the Washington Apple Pi home page:

<http://www.wap.org>

You don't see our ad every time you do a Google search for a Macintosh user group in the DC metro area? Ads are more effective if they do not appear all the time. In addition, Google sponsored ad selection criteria are quite sophisticated. As advertisers we were given the option to pay more for basic advertising service to have our ad chosen more often – for the time being, we are sticking with basic Google Ad Words services that nicely fit our budget.

WAP Officers and Board of Directors

President Bob Jarecke
president@wap.org

Treasurer Gabriel Roth
treasurer@wap.org

VP Membership Mike Schneible
vpmembership@wap.org

VP Programs Pat Fauquet
vpprograms@wap.org

VP Publicity Thomas Carlson
vppublicity@wap.org

VP Volunteer Services Jonathan Bernstein
vpvolunteers@wap.org

Secretary Gordon Nord
secretary@wap.org

Directors Len Adler
AdlerL@verizon.net
Richard Allen
richard.allen@wap.org
Jay Castillo
joseph.castillo@wap.org
Larry Kerschberg
l.kerschberg@wap.org
Brent Malcolm
brent.malcolm@wap.org
Richard Orlin
richard.orlin@wap.org
Charles Reintzel
c.reintzel@wap.org

Editorial Staff
Editor Lawrence I. Charters
maceditor@wap.org

Design and Production Nora Korc
nora.korc@wap.org
Photo Editor Richard Sanderson
richard@sandersoncomputer.com

Principal Copy Editor Patsy Chick
patsychick@verizon.net

Copy Editor William (Bill) Bailey
wbailey@cox.net

Volunteers
Telecommunications Paul Schlosser
pauls@wap.org
Committee Chair Lawrence I. Charters
webmaster@wap.org

Tuesday Night Clinic Jim Ritz
jim.ritz@wap.org

Calendar Editor Nancy Seferian
pi-calendar@wap.org

Century Club

\$100 or more Donations

With greater regularity, some Washington Apple Pi members are choosing to make monetary donations to the Pi.

One recent contributor felt the Pi was a "great organization" and because they could not volunteer time, they wanted to help the Pi succeed by making a donation. The donation option is available on the mail-in form or when renewing via the online Pi Store.

The gifts are greatly appreciated and will be put to good use. The Board of Directors would like to hereby recognize the following members who contributed \$100 or more to the Pi within the last year. Thank you, again!

July 2007

*Cynthia Cole
Lyn McCoy*

August 2007

Gabriel Roth

September 2007

Carol Weikert

October 2007

*Bertha Alexander
Tom Herlihy*

November 2007

Charlotte Wunderlich

December 2007

*Meg Gabriel
Grant Peacock*

June 2008

*Merle Junker
Patti and Bill Schneider*

All Century Club members' privacy will be respected and names will not be added to the list without explicit approval.



May 2008 Retired SIG "Mastering your Mac"

By Len Adler

The meeting opened with a round robin of learning what user tips each of us had to offer, and what questions we would like answered about the use of the Mac. Of those who spoke, here are their comments:

Claude LeBon told how he was dazzled when one of his children (or grandkids?) used *Skype* to videoconference with friends in China. It was either free or very low cost. He asked to learn how to set up networking between Macs at home.

Richard Allen explained that *Sightspeed.com*, *iChat*, and AOL AIM offer free accounts to use in the same way as *Skype*, with good quality conferencing.

Bill Bauer was not familiar with how a Mac stores passwords in the application *Keychain*. We took a look at that program, located on Mac OS X 10.5 and earlier systems, to see inside *Keychain*.

Art Boudreau had a problem with his HP 4200 printer. Using it with Adobe *Bridge*, a part of *Photoshop*, he likes to use a format called RAW when transferring photos from digital media to the Mac. He is stumped by how to answer the prompt that asks for the source. He cannot figure that out, and has not been able to get telephone support from HP.

Every Mac has the means to enlarge parts of the screen. Visual problems can be overcome by opening System Preferences in the Mac, going to Universal Access, then selecting "Zoom" and the settings for on and off. Then any part of a window can be enlarged or later returned to normal size by keystrokes. The control wheel on the mouse will operate this way as well. Try this at home; it is fun and may prove useful!

Since we did not get a thorough look at home networking set-up, at our June meeting the focus will be on how to network.


April Graphic Arts SIG Meeting

By Vernice Christian

The guest speaker for the April GASIG meeting at Mac Business Solutions was Harry St. Ours, Professor of Communication Arts Technologies at Montgomery College. A professor of art for three decades, he has been an outstanding and interesting teacher in many subjects in fine art and applied design at some very cool colleges in the United States and abroad. Currently Harry teaches classes on digital tools for graphic design, including *iLife* for communication, for which he designed useful podcasts for his students. His bookshelf of recommended reading is unsurpassed.

At this meeting St. Ours presented many aspects of social networking and micro-blogging Web sites including: Twitter, Facebook and Second Life. Next he discussed useful aspects of Apple's *iLife '08*, emphasizing that the real power of *iLife* is in the integration of the applications, especially *iPhoto*, *iMovie*, and *iDVD*. He elaborated on the fun and educational aspects of podcasting and brought up many advantages of a .mac account including Web Gallery as a great way to share high-quality photos and movies with friends and family.

Right: Graphic Arts SIG presentation by Harry St. Ours. Note the very nice podcasting microphone on the table. Photo by Richard Sanderson, taken with a Nikon D-200 digital camera.



Below: A full house was on hand as Harry St. Ours addresses the April Graphic Arts SIG. Photo by Richard Sanderson, taken with a Nikon D-200 digital camera.



May 2008 Graphic Arts SIG Meeting

By Vernice Christian

Useful Mac Applications was the topic presented at the May GASIG meeting by Roger Marks, Instructional Coordinator of Communication Arts Technologies, Montgomery College, in Rockville, Maryland. Mac Business Solutions Inc. hosted the meeting.

Marks discussed various utilities first, showing eight free or low cost applications that are useful for users of a Macintosh computer. Next he covered two Folder Enhancements for Mac OS X 10.5 Leopard and browser plug-ins. A free application for better printing and navigation was followed by a search enhancement for Safari. Five system enhancements with their pros and cons were discussed.

To complete the applications demonstration, Roger showed miscellaneous applications for keeping passwords safe, ideas to help with cell phones and one which arms your laptop

to take a picture of someone who takes your computer. The picture of them is emailed back to you. Lastly he talked about Flip Video, an inexpensive video camera that will record video and transfer it directly via USB to your Mac.

During his career, Roger Marks has worked at the Apple Genius Desk. A third generation Washingtonian, he has a background in classic animation art, but works in a variety of media, including wood, metal, clay, film, and digital photography.

The second speaker, Chris Carlton of Mac Business Solutions, presented timely information on Time Machine and Time Capsule. He discussed how Time Capsule works, how to search using Spotlight, and the importance of backing up on a regular schedule.

Special Interest Groups (SIGs)

Be sure to check the WAP calendar at:

<http://www.calendar.wap.org/> for meeting locations, times, and dates.

Active SIGs

Graphic Arts & iLife: Previous leader is no longer able to lead this group. Group is currently soliciting for a new leader. <http://www.wap.org/gasig>.

Mac Programmers: Aaron Burghardt, aaron.burghardt@wap.org

Retired Persons: Len Adler, <http://www.wap.org/retired>, len.adler@wap.org

Legacy System Help

Apple IIGS Lorin Evans, lorin.evans@wap.org

Previous SIGs Needing Organizing and a New Leader

AOL, Educators, Excel, Genealogy, QuickTime, Music, Teen

If you have a special interest that might warrant formation of a new SIG, please email president@wap.org.



Washington Apple Pi

Membership Application Form

Name _____ Member No. _____
 Address _____
 City _____ State _____ Zip _____
 Phone _____ Home _____ Cell/Work _____
 Email _____ @ _____

Membership Fee and Additional Options (Check Off Your Choices)

- Classic Membership account which includes the items listed in the section below \$49 annual rate
 - Explorer Service – 56K Dial-Up service and additional storage space..... (Additional) \$96 annual rate
 - Additional email account(s) (naming nomenclature is set by the Pi with special names available on request)..... \$20 each
 - “Pi Fillings” CD (for renewing members only) \$10 each
 - First Class postage for long distance members to ensure a faster delivery of the *Journal* \$12 annual rate
 - Donation..... \$ _____
- Grand Total \$ _____

Payment Options:

- Check/Money Order Enclosed
- Credit Card (Visa/Mastercard/Discover/AMEX)

Card No. _____

Expires /

Security Code

If the Credit Card owner or address is different than the applicant's, please fill out the following:

Name _____

Address _____

City /State / Zip _____/_____/_____

Membership Benefits and Payment Options

This membership application/renewal becomes valid when processed by the Pi and will remain in effect for one year, until the last day of the month in which it expires. All new members will receive a classic membership account which includes a subscription to the bi-monthly *Pi Journal*, one email account, 25 MB of web storage space, TCS* access (a proprietary, members-only discussion forum) and complimentary copies of the latest *Journal* and Pi Fillings CD. The new member will also receive by mail a membership card with their member number, user ID and password for use with the TCS* and their email account.

(Please note if you live outside the US, additional postage will be charged for the Journal – email us at office@wap.org.)

**TeleCommunication System is a proprietary name for our internet, email, website and members-only message-board center with forums.*

12022 Parklawn Drive • Rockville, MD 20852 • (301) 984 0300



Opportunities

The Pi operates primarily through the time, talent and grace of a host of volunteers. They devote hours of personal time to ensure members receive the services promised upon joining. Additional volunteer help is always needed and in particular, we are in need certain expertise to help in selected areas. Maybe you have work related skills that could benefit the Pi. Look over the listings below and if you see a place you can fit, let us know and we will can discuss how you can get involved.

Bookkeeper's Assistant

Description: Maintain the Pi's financial records using MYOB Account Edge and Microsoft Excel.

Hours: Flexible; two to three hours every two weeks during days or evenings.

Location: Pi Office and your home.

Experience: No particular previous training is required. The Pi's bookkeeping is not complex and as long as you aren't overwhelmed working with numbers, you can do this.

Additional Info: Training Phase

About two to three hours every two weeks at the Pi clubhouse to observe and later accomplish the bookkeeper duties. In three months you will see every Pi bookkeeping transaction with the exception of those required at the end of each calendar year and each fiscal year (May 31).

A user's guide is available that documents:

- a) The bookkeeping practices and policies that apply to the Pi, and
- b) How to use Account Edge to follow them.

The long-term plan is for the candidate to learn the bookkeeper duties so that they could fill in from time to time and be available if the present bookkeeper became indisposed.

Point of Contact: Brent Malcolm, bookkeeper@wap.org

Recruiting and Retention Expertise

Pi membership, like many Macintosh User Groups worldwide, has been declining at a steady rate for several years. A continued decline could result in a loss of some benefits currently being offered due to a lack of funding that comes principally from membership dues.

Need: Increase Pi membership by reducing current loss rate and adding new members preferably from a younger demographic.

The Pi is in need of a member who could help us with a program to assist in retaining current members as well as recruiting new members. Experience in membership drives, consumer outreach programs, political campaigns or charity drives might prove to be very adaptive. Skills in survey development, conduct and interpretation might also prove valuable in defining the current membership.

If you think you might have a skill set that could help in keeping the Pi membership numbers healthy, send an email to president@wap.org.

Marketing or Advertising Expertise

The Pi operates principally through the collection of dues from members. With a declining membership, the necessary funds to continue providing all the benefits of membership are dwindling and some services might be in jeopardy of being reduced. At one time, paid advertisements placed in the Pi Journal were a great source of revenue, and could be again. A better effort needs to be made to sell ads to those whose business could improve if only Pi members were made more aware of what they have to offer.

Need: The Pi is in need of a member who could help us with a program to assist in raising revenues. Skills in marketing, advertising, product promotion or conducting a fund drive might serve the member well as they devise methods of bringing in additional funding to help the Pi continue to provide important services and benefits to the membership.

If you think you might have a skill set that could help in keeping the Pi membership numbers healthy, send an email to president@wap.org.

Education and Training Expertise

Pi membership and potential new members are in need of tutorial assistance. The Pi's Tutorial Program has not been active for several years due to lack of qualified instructors. Two local Certified Apple Dealers have requested assistance from the Pi with training new Mac computer users. The Pi needs to revamp its Tutorial Program.

Need: A Pi member with an education background, to include teaching experience, needs to work with the Pi leadership to develop one-on-one and classroom training programs which members would value. They will need to find and grow new training talent within the Pi as well as oversee ongoing training activities.

If you have this experience and would like to help in the education aspects of the Pi membership, send an email to president@wap.org.

Journal Design and Production Editor

A creative individual is needed who is familiar with publication layout and design and is proficient with Adobe Creative Suite software to fill the position of Design and Production Editor of the Washington Apple Pi *Journal*.

The position would start as an understudy to the current editor in charge of layout and production of the prized bi-monthly publication. Plenty of latitude will be given and creativity encouraged as the individual will learn much about the characteristics and operation of Adobe InDesign, Photoshop and Illustrator CS3.

For additional information, email Nora Korc at nora.korc@wap.org

Pi Reporter

Description: Investigates and reports on Pi activities and other Mac related items.

Hours: Flexible, work at your own pace. Time involved will increase during workup of bi-monthly *Journal* for printing.

Location: Home and wherever the story is!

Experience: Previous writing experience helpful but not required. If you like to write, this is good enough.

Additional Info: This is not a single position. If there are several Pi Reporters coordinating their activities, then coverage of Pi events and other stories of interest will not require too much work. Innovative writing is encouraged such as interviewing Pi notables. The *Journal* staff is looking for all kinds of Mac or club-related content.

Point of Contact ("POC"): Bob Jarecke, president@wap.org or Lawrence Charters, maceditor@wap.org.

In Memory Donn Mader

From time to time we learn about the passing of one of our members. In each instance, with the family's permission, we like to inform the membership in case they may not have heard elsewhere.

With personal sadness, I would like to recognize the loss of Donn for he was a real kind and good soul; always pleasant and helpful; a friend. Donn pitched-in in many ways and he could always be counted on to thoroughly complete the task assigned. When approached about being on the Pi Board of Directors, he expressed interest, but stated he had a conflict with making the Board meeting because of his Barber Shop singing quartet practice. He said if we ever change the meeting time, he would seriously reconsider. I thanked him and said he would have more fun singing than he would on the Board. He warmly laughed, but I knew he was serious, too. Thanks, Donn for your thoughtful help and friendship.

We thank the family for allowing us to publish the member's name. They have confirmed what we already knew, Donn enjoyed being a member of the Pi and sharing his time with us. He will be missed.

macUpgrades

Hours:

Mon 10 to 6 Tue 10 to 8
Wed 10 to 6 Thu 10 to 8
Fri 10 to 5 Sat 10 to 4

Phone: (301) 907-0300
Fax: (301) 907-9335
Web: www.macupgrades.com
E-mail: info@macupgrades.com

6931 Arlington Road, Suite A
Bethesda, MD 20814



Apple
Specialist

Free parking next to the store. We're only 4 blocks from the Bethesda Metro station. Or, ride the free Bethesda 8 Trolley to Bethesda Avenue and Arlington Road, then walk one block south to macUpgrades.

More than a decade of Macintosh Sales, Service, and Support Excellence!

CLASSIFIED ADS

E-mail to office@wap.org for rates and regulations

Pi members may place ads up to 25 words in length free of charge.

Services

- Mac Hardware, software, networks & training. Apple factory trained & A+ Certified. Marchetti Associates LLC. 301/404-2210 or phil@marchettiassociates.com.
- Macintosh House Calls—Upgrades, Repairs, Tutoring. Contact John Barnes at 301/652-0667 or jdbscience@mac.com. Discount for Pi members.
- Law Offices of Richard S. Sternberg. <http://www.MetroWashingtonLaw.com>, 202/530-0100.
- Music for a fair, reception, business event. For a combo playing "oldies," an organ grinder, or brass calliope, go to <http://www.bendermelodies.com>.

Contacting Washington Apple Pi

Washington Apple Pi, Ltd.,

12022 Parklawn Drive,
Rockville, MD 20852.

Business Office: 301/ 984-0300 [Answering machine]

Web address: <http://www.wap.org>

E-mail address: office@wap.org

Office hours: You should not expect to find anyone at the office except as otherwise noted. **Please leave messages on the answering machine at 301/984-0300.**

Clinic Night: Tuesday 7–9 P.M.

Please leave messages on the answering machine at 301/984-0300. This is an automated system that allows our volunteers to quickly respond to your needs without having to actually sit in the office. We will try to put a message on the answering machine if we have to cancel an activity.



High speed, high reliability internet services (founded 1987)

High speed T1 services for businesses, associations, and government

- Full, unshared internet bandwidth
- Far more reliable than DSL
- 24/7 monitoring and repair service
- Full bandwidth reports updated every 5 minutes
- Combine multiple T1s to increase bandwidth and reliability

HIS T1s provide unrestricted use of bandwidth – 1.5 megabits in each direction (to and from the internet), and connect directly to our backbone facility collocated with AT&T in Washington, DC for high reliability and low latency to all parts of the internet. Circuits are monitored continuously, 24/7, to respond immediately at the first sign of trouble. T1 circuits rarely go down, and when they do, mean time to repair is 4 hours (vs. 24 hours for DSL). We provide as much IP space as you need, as well as DNS services for your domains. HIS T1s are suitable for organizations running their own web, FTP or other servers, and will not bog down under heavy load the way a DSL connection can. Contact HIS at 301-255-0500, option 1, or sales@his.com, for a price and installation date quote (you'll be surprised how low the cost is).

Outsourced email services

- POP3, IMAP and webmail access
- SSL for secure mail pickup
- 24/7 monitoring
- Phone and email support
- Gigantic mailboxes: 30 megabytes standard (75 megabyte Superboxes available)
- Postini virus and spam filtering

Many businesses and trade associations have outsourced their email operation to HIS for convenience, cost savings, support, reliability, and for spam and virus filtering. Contact HIS at 301-255-0500, option 1, or sales@his.com, for more information.